

“Delivering effective research and consultation and first class research and information services”

Cardiff Research Centre delivers key research, information and multimedia services for Cardiff Council and other key organisations in Cardiff and Wales.

Core services include:

- Collection, analysis and interpretation of primary survey data.
- Analysis and interpretation of a wide range of secondary demographic and socio-economic statistical data.
- Specialised studies on a wide range of topics including social, economic and demographic subjects.
- Quantitative and qualitative research and consultation projects.
- Management Cardiff Citizens’ Panel.
- Focus Group and meeting facilitation.
- Advice and support on all aspects of research and consultation.
- GIS mapping services
- Professional multimedia support in relation to presentations, conferences, meetings, graphic design services and internet development.

For further information please contact

Cardiff Research Centre

☎ 029 2087 3217

✉ research@cardiff.gov.uk

✉ consultation@cardiff.gov.uk



#gweithiogydangilydd
#workingtogether



Introduction

Pentyrch Community Council (PCC) serves the villages of Pentyrch, Creigiau & Capel Llanilltern and Gwaelod y Garth. The Council consists of 13 Councillors representing the villages 6:5:2 respectively. The Community Council area is covered by two County Council wards – Pentyrch (Pentyrch & Gwaelod y Garth) and Creigiau (Creigiau & Capel Llanilltern). The Creigiau County Council ward also includes St Fagans but there is a separate St Fagans Community Council.

Pentyrch Community Council meets once a month – normally the third Monday of the month – when the day-to-day business of the Council is decided upon. The meetings are advertised well in advance and the public invited to attend.

PCC is a statutory consultee on community planning which means that Cardiff Council must consult with them so that they can respond on behalf of the community. PCC also respond to consultations from Cardiff, Welsh Government and other bodies where the community may be affected.

Methodology

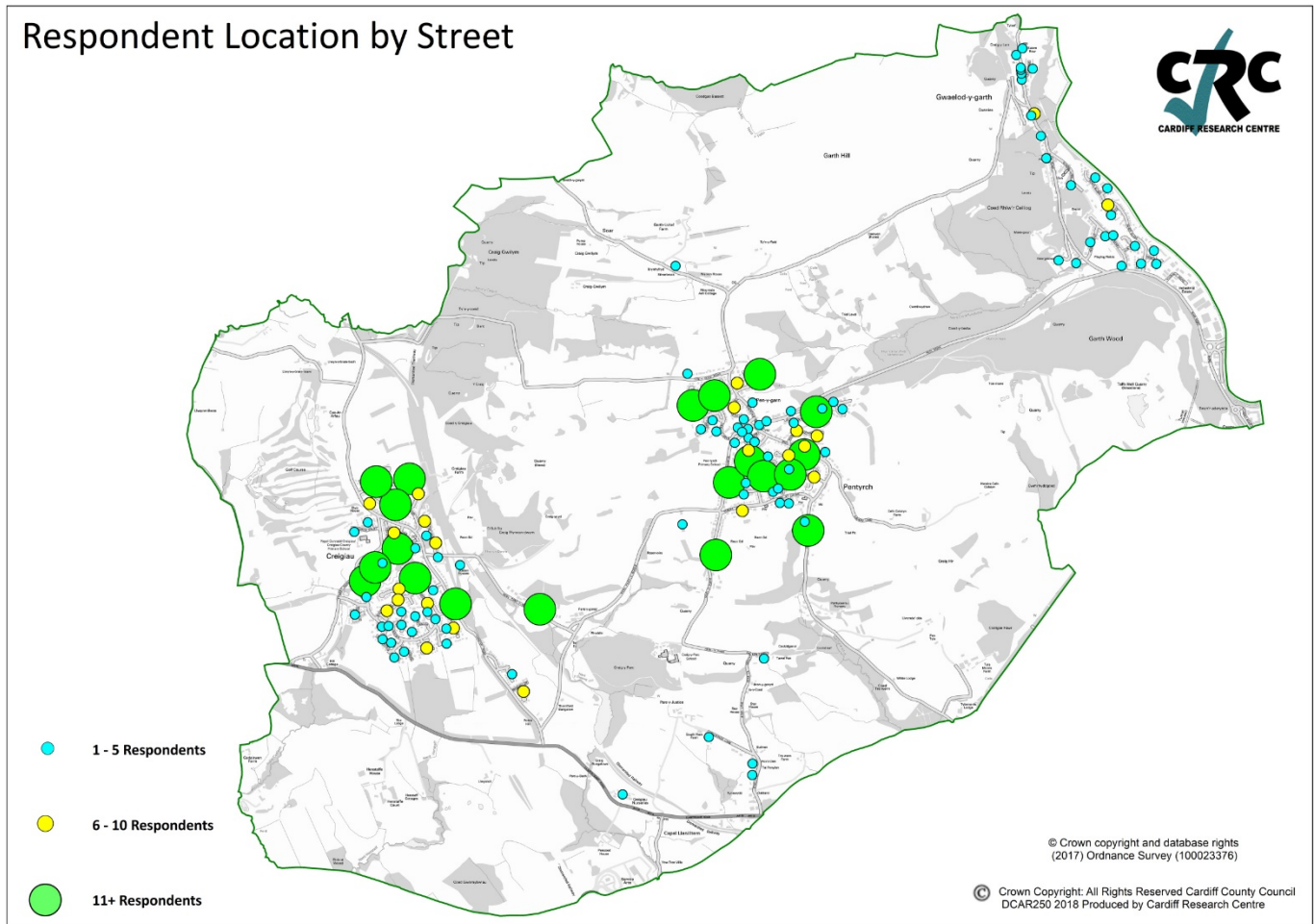
The 2018 survey involved each household in the PCC area receiving a questionnaire along with a pre-paid envelope. Residents were encouraged to complete the survey and either return in the pre-paid envelope or via the 14 collection boxes which had been placed in suitably well-used locations within the PCC area. Alternatively, residents were signposted to the PCC website where the survey was also made available. In total residents had around 3 weeks to return their survey or complete it online.

At the close of the survey a total of 761 valid returns had been received, a response rate of 28.2%.

About Your Household

Q1. What is your postcode?

In total 718 respondents left a valid postcode. The Map below shows respondents' locations.



Area	No.	%
Pentyrch	336	46.8
Creigiau	307	42.8
Gwaelod Y Garth	72	10.0
Capel Llanilltern	3	0.4
Total	718	100.0

Q2. What is the preferred language in your household?

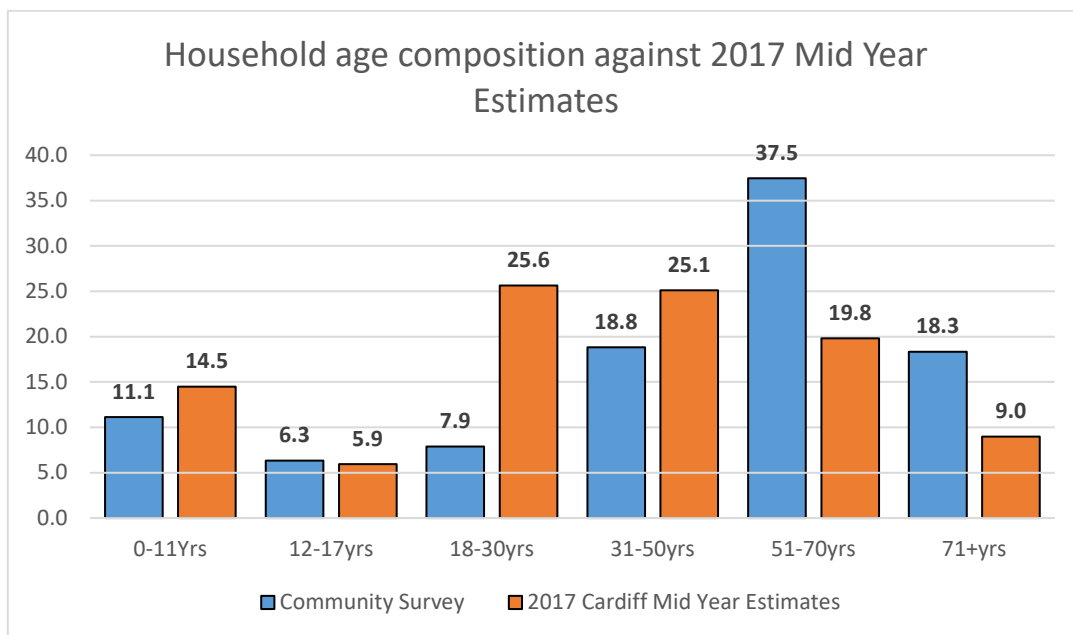
The majority of respondents (89.7%) cited English as the preferred language of their household.

	No.	%
English	645	89.7
Welsh	63	8.8
Other	11	1.5
Total	719	100.0

Q3. Please enter the age for each person in your household in the appropriate age category.

In total 1,815 individuals were identified via the survey.

Over half (55.8%) of residents who responded were aged 51+, this compares with just 28.8% of the overall population of Cardiff, in contrast just a quarter (25.3%) were aged 0-30 from the community survey in comparison to 46.1% of the overall Cardiff population.



Q4. Does anyone in your household have any additional needs?

Over half (52.9%) of households that responded indicated that they have a resident with an additional need stated they had mobility difficulties, while two-fifths (42.4%) had a hearing impairment.

	No.	%
Mobility difficulties	90	52.9
Hearing impairment	72	42.4
Visual impairment	24	14.1
Mental health difficulties	24	14.1
Other	20	11.8
Total Respondents	170	-

N.B. Percentages do not add up to 100% as respondents could select multiple options

‘Other’ additional needs highlighted by respondents included:

- Arthritis
- Brain Injury
- Cancer
- Dementia
- Diabetes
- Epilepsy
- Heart Disease
- Learning Difficulties
- Parkinson’s
- Respiratory Problems

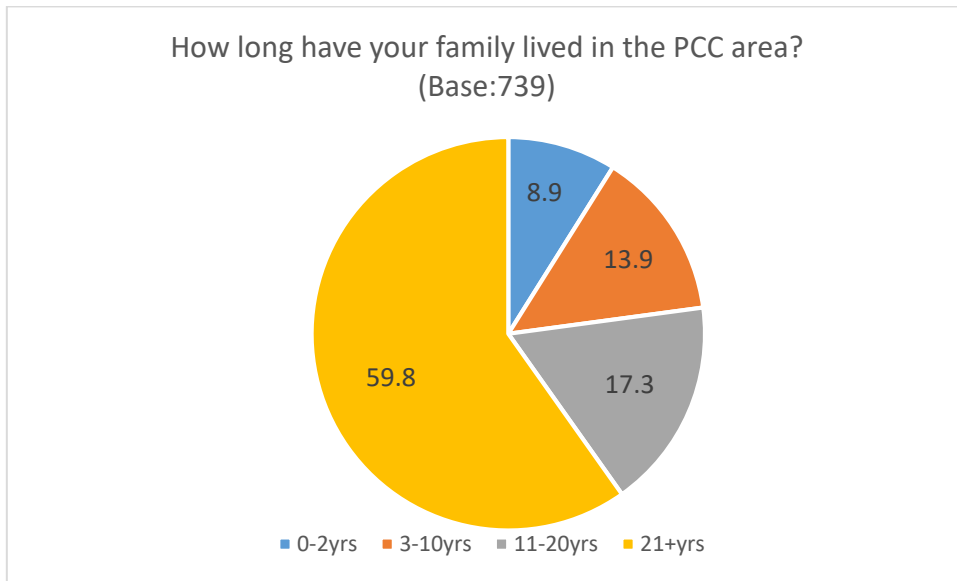
Q5. Are there enough facilities in the PCC area to meet the needs of residents with additional needs?

Only one-in-ten (10.1%) respondents’ feel that there are enough facilities in the PCC area to meet the needs of residents with additional needs. However, this figure increases to 15.9% when looking solely at respondents who cited additional needs in their household.

	No.	%
Yes	65	10.1
No	109	16.9
Not sure	470	73.0
Total	644	100.0

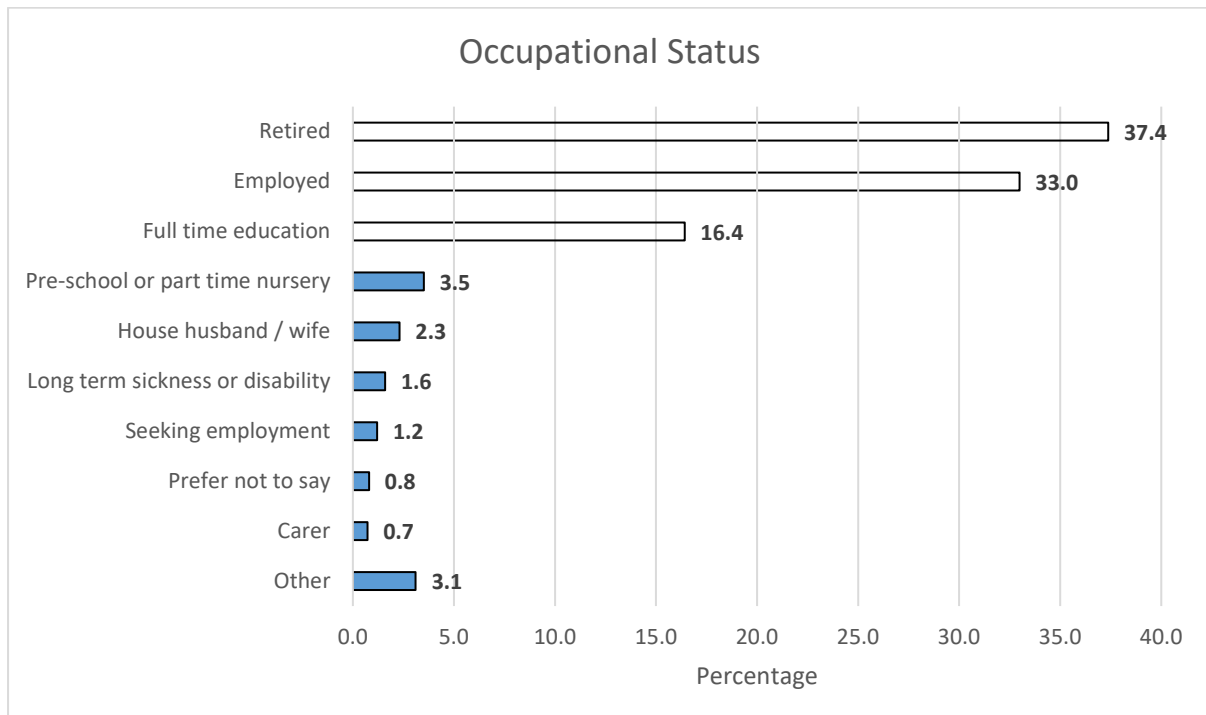
Q6. How long have your family lived in the PCC area?

Three-fifths (59.8%) of respondents reported that their family have lived in the PCC area for more than 20 years.



Q7. Please provide the occupational status for each person in your household?

Almost two-fifths (37.4%) of household members are retired, while a third (33.0%) are in employment.



Pentyrch Community Council

Q8. Do you know who the Pentyrch Community Councillors for your village are?

Awareness of community councillors was split with slightly less than half (48.4%) knowing who their community councillors are.

	No.	%
Yes	359	48.4
No	382	51.6
Total	741	100.0

Q9. Do you know where the PCC office is?

Seven-in-ten (71.7%) respondents knew where the PCC office is.

	No.	%
Yes	537	71.7
No	212	28.3
Total	749	100.0

Q10. Have you ever visited the PCC offices?

Fewer than two-fifths (37.7%) had ever visited the PCC offices.

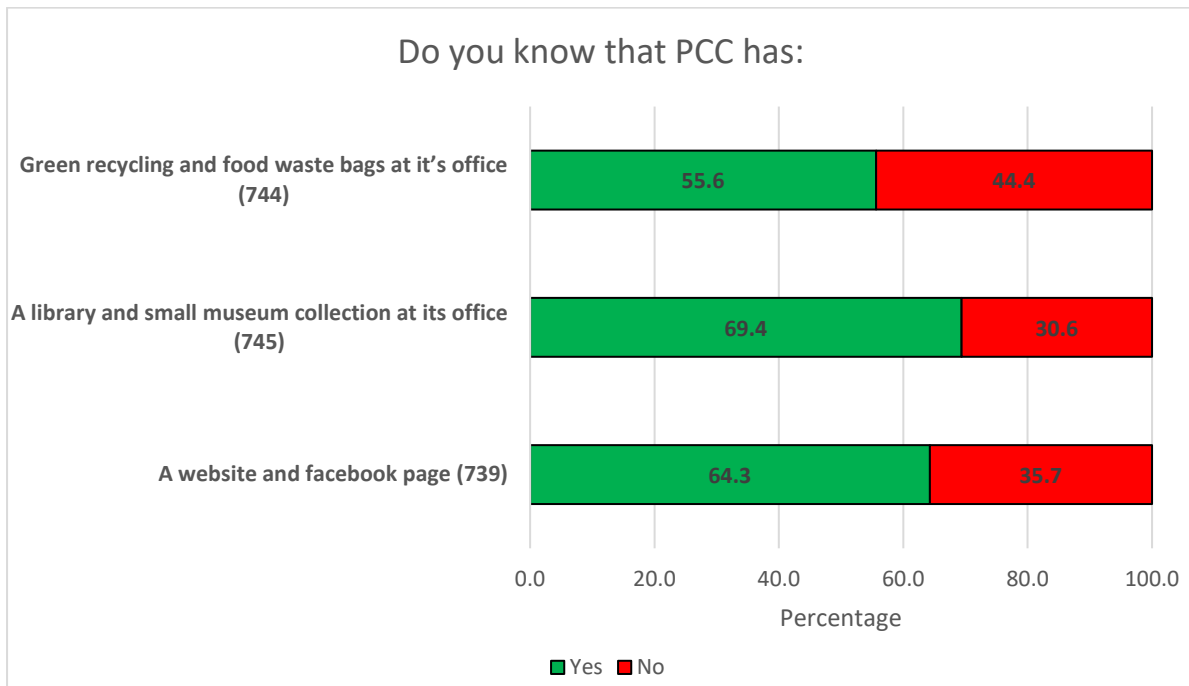
	No.	%
Yes	282	37.7
No	467	62.3
Total	749	100.0

Q11. Do you know that PCC has:

Over a half (55.6%) of respondents knew about the green recycling and food waste bags at the PCC office.

Seven-in-ten (69.4%) were aware that the PCC has a library and small museum collection at its office.

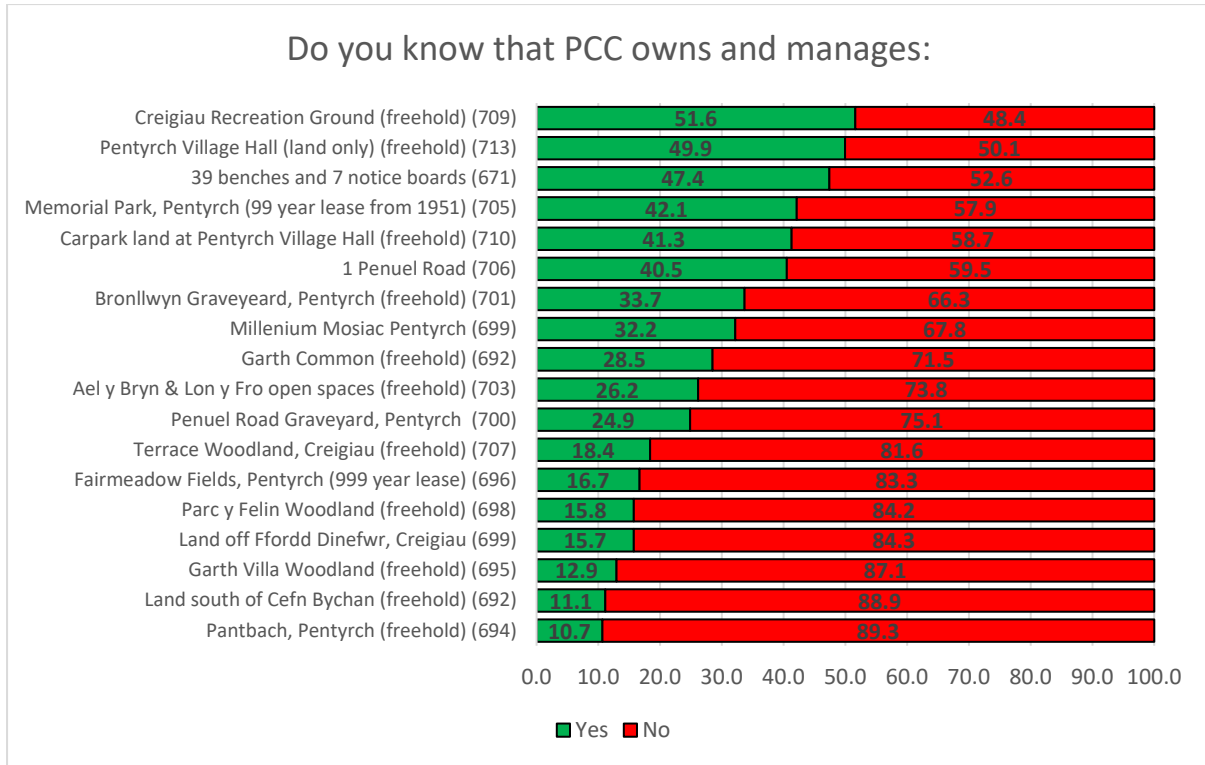
Over a third (35.7%) of respondents had no knowledge of the PCC website and Facebook page.



Base size shown in brackets

Q12. Do you know that PCC owns and manages:

Awareness of the properties / land / items owned and managed by PCC was low, ranging from just 10.7% for Pantbach in Pentyrch to 51.6% for Creigiau Recreation Ground – the only location that more than half of respondents knew of PCC’s responsibility.



Base size shown in brackets

Q13. Are you aware of how PCC reaches its decisions?

Less than three-in-ten (28.3%) respondents are aware of how the PCC reaches its decisions.

	No.	%
Yes	210	28.3
No	531	71.7
Total	741	100.0

Q14. If you needed to contact PCC, which of the following forms of communication would you prefer to use?

Email (64.8%) was the most favoured method of communication with PCC, followed by Telephone (46.6%).

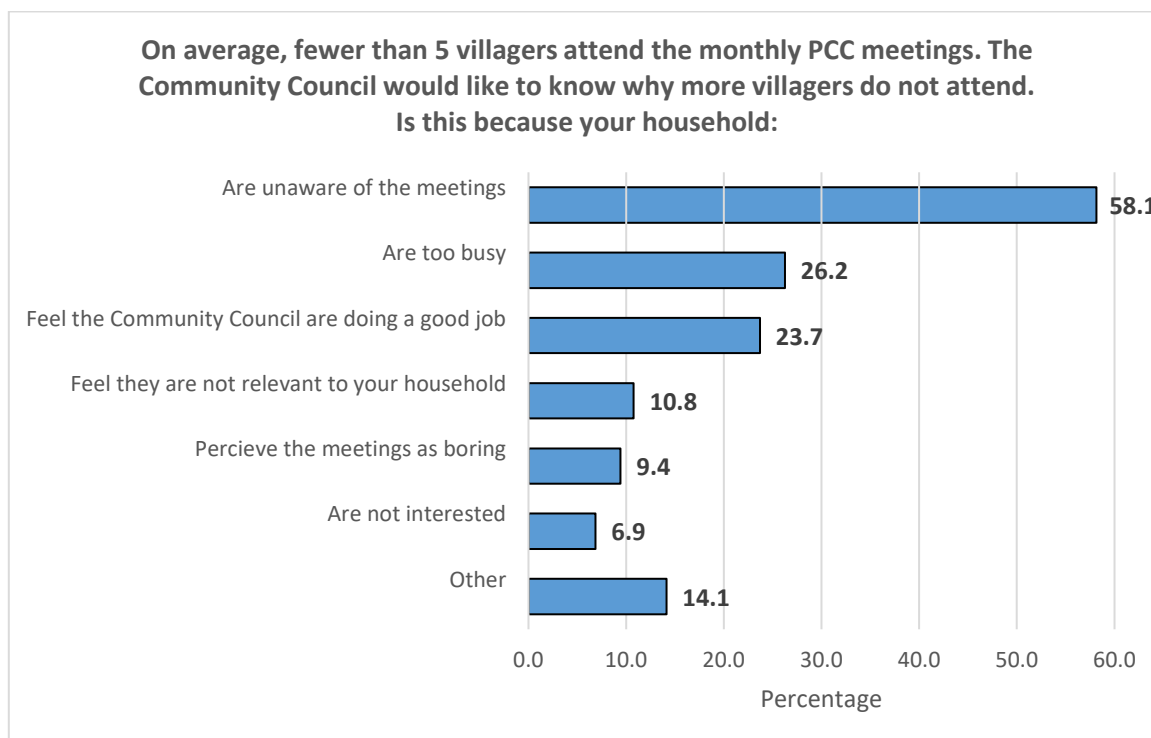
Social Media (Facebook and Twitter) only accounted for 15.5% of respondents, which may be explained by the large number of elderly respondents.

	No.	%
Email	483	64.8
Telephone	347	46.6
In Person	280	37.6
Letter	128	17.2
Facebook	96	12.9
Twitter	19	2.6
Other	16	2.1
Total Respondents	745	-

N.B. Percentages do not add up to 100% as respondents could select multiple options

Q15. On average, fewer than 5 villagers attend the monthly PCC meetings. The Community Council would like to know why more villagers do not attend.

Around Three-fifths (58.1%) of respondents were unaware of the monthly PCC meetings, with over a quarter (26.2%) indicating that they were too busy to attend. One-in-ten (10.8%) feel that the meetings are not relevant to their household.



N.B. Percentages do not add up to 100% as respondents could select multiple options

104 Respondents left a valid 'other' comment as to why they do not attend the monthly PCC meetings, these have been coded and can be viewed below:

	No.	%
Not able to due to - Times/transport/age/commitments/ Health	28	26.9
Not sure it would make a difference/ nothing is done/ feel unable to contribute	19	18.3
Would attend if relevant or if need to bring items to PCC attention	13	12.5
Didn't know we could attend	12	11.5
Don't know enough - times/ agenda/ topics etc.	12	11.5
Don't want to	8	7.7
They favour certain villages	2	1.9
Would attend my area - alternate villages	2	1.9
Wouldn't feel welcome/would feel out of place	2	1.9
New to area	2	1.9
Only interested in my village	1	1.0
Misc.	3	2.9
Total Respondents	104	-

N.B. Percentages do not add up to 100% as responses could have been assigned to multiple coded themes

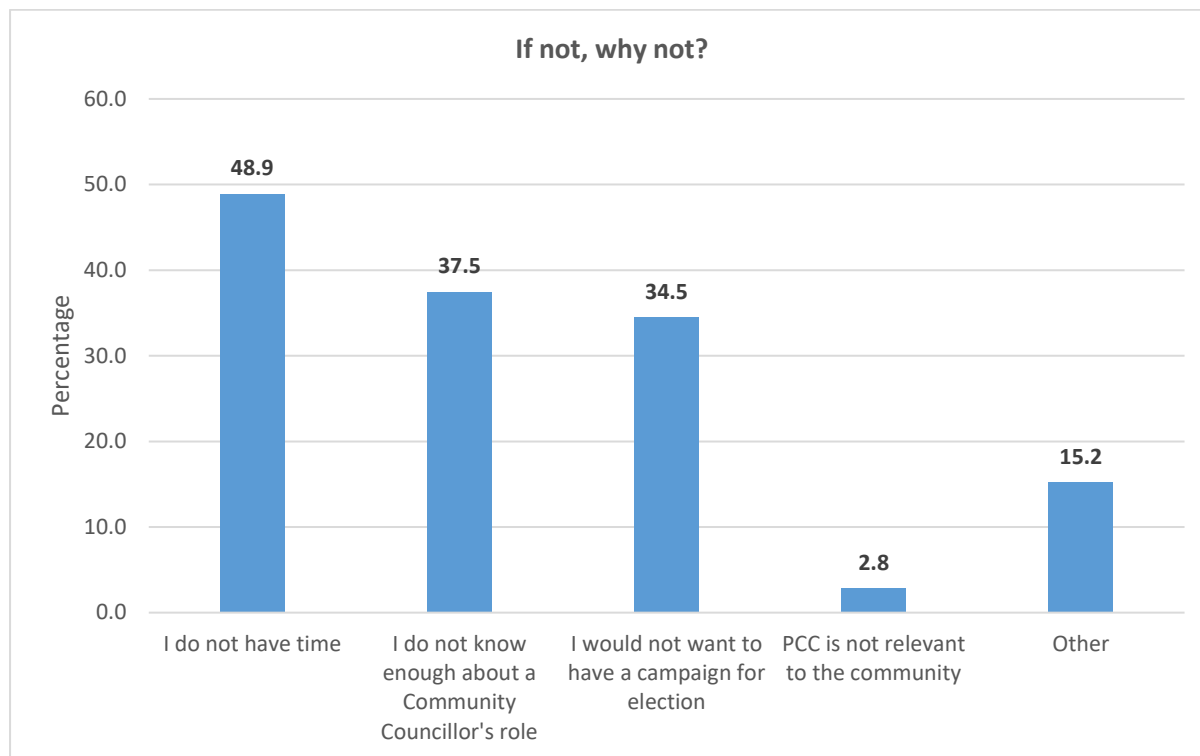
Q16. Would you consider standing for election for PCC?

Fifty nine people said they would consider standing for election for PCC.

	No.	%
Yes	59	7.9
No	692	92.1
Total	751	100.0

If not, why not?

Respondents who said they would not consider standing for election were asked to explain why. Almost half (48.9%) of these respondents claimed they didn't have the time to stand for election, this was followed by people now knowing enough about a Community Councillor's role (37.5%). Only 2.8% of respondents feel that the PCC is not relevant to the community.



N.B. Percentages do not add up to 100% as respondents could select multiple options

Retirement age / too old / too young was the main (35.1%) 'Other' reason why respondents would not consider standing for election for PCC, this was followed by a fifth (19.1%) that stated they didn't want to / not interested / not for me.

	No.	%
Retirement age / too old / too young	33	35.1
Don't want to / not interested / not for me	18	19.1
Health issues / disability	10	10.6
Can't commit / concerned about commitment	9	9.6
Have already done it	6	6.4
Already involved in community groups	6	6.4
Not confident enough	2	2.1
Waste of time	2	2.1
Will consider in the future	1	1.1
Misc.	9	9.6
Total Respondents	94	-

N.B. Percentages do not add up to 100% as responses could have been assigned to multiple coded themes

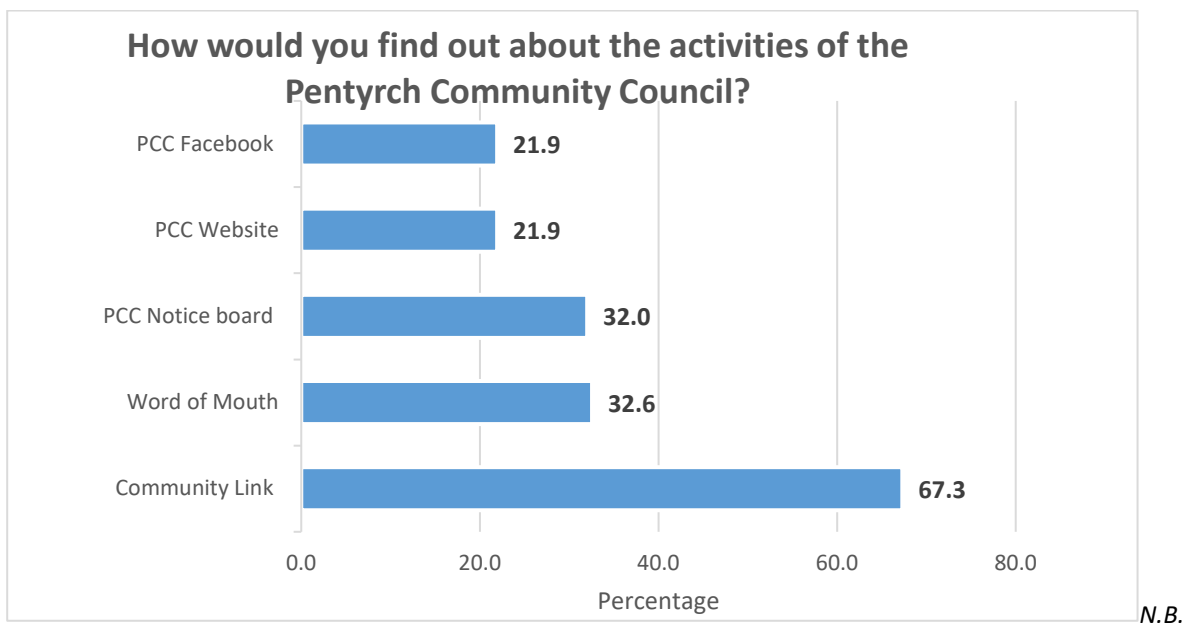
Q17. Do you think the PCC does enough to keep residents aware of its activities?

Less than half (47.2%) felt the PCC do enough to keep residents aware of its activities.

	No.	%
Yes	332	47.2
No	371	52.8
Total	703	100.0

Q18. How would you find out about activities of the Pentyrch Community Council?

About two-thirds (67.3%) of respondents highlighted Community Link as the main method of finding out about activities of the Pentyrch Community Council. This was followed by word of mouth (32.6%)



Q19. What additional facilities or services would you like to see the Community Council provide?

To help the PCC gather information as to what additional facilities or services residents would like to see, this information has been broken down by responses from each of the 4 communities, a detailed breakdown can be seen below:

Capel Llanilltern:

	No.	%
Better nursery / childcare facilities are needed	1	100.0

Pentyrch Community Council Village Plan 2018

Creigiau:

	No.	%
Children's play area / youth club	25	19.4
Litter picks / more bins / better recycling	25	19.4
Improve roads / pavements / footpaths	15	11.6
More / improved public transport	13	10.1
Unaware what PCC do / PCC not needed	11	8.5
More speed calming measures	7	5.4
Community events	7	5.4
Improved / better parks	5	3.9
Cycle routes	5	3.9
Improved parking near / around schools	3	2.3
More sports facilities	3	2.3
Christmas lights	3	2.3
Public toilets	2	1.6
Misc.	21	16.3
Total Respondents	129	-

N.B. Percentages do not add up to 100% as responses could have been assigned to multiple coded themes

Pentyrch:

	No.	%
Parking, roads, travel and pavements	40	30.8
Waste (litter/bins/recycling)	32	24.6
Activities / facilities for teenagers / children	27	20.8
Green spaces / hedges etc.	18	13.8
Better bus service / public transport	14	10.8
Post office facilities	9	6.9
Fitness classes / sports facilities / leisure centre	6	4.6
Community events / get togethers - all streets	6	4.6
Dog fouling	5	3.8
Facilities for the elderly	2	1.5
Better services	1	0.8
Places to sit	1	0.8
Disabled parking at shops	1	0.8
CCTV	1	0.8
Bank	1	0.8
Misc.	10	7.7
Total Respondents	130	-

N.B. Percentages do not add up to 100% as responses could have been assigned to multiple coded themes

Gwaelod:

	No.	%
More / improved public transport	7	29.2
Improved litter services / collections	4	16.7
Improved parking facilities	3	12.5
Better facilities for children	2	8.3
Dog warden service	1	4.2
More dog poo bins	1	4.2
More benches	1	4.2
Improved street lighting	1	4.2
More shops	1	4.2
Allotments	1	4.2
More community events	1	4.2
Misc.	5	20.8
Total Respondents	24	-

N.B. Percentages do not add up to 100% as responses could have been assigned to multiple coded themes

Q20. How can we improve the facilities for residents with additional needs in the PCC area?

Once again responses were coded against responses from each of the 4 communities to enable the PCC to suitably plan how they can improve the facilities in each area. Results can be seen below / overleaf:

Capel Llanilltern:

	No.	%
Improve children's park in Creigiau. Improve GP surgery in Creigiau as appointments hard to get	1	100.0

Creigiau:

	No.	%
Ensure pavements / roads / pathways are in good repair	18	25.0
Litter picks / more bins / better recycling	2	2.8
More research into individual needs	6	8.3
More police presence	2	2.8
Social sitting area / more benches	2	2.8
Children's play area / youth club	4	5.6
Improve public transport	6	8.3
More disabled parking	3	4.2
Disabled access	7	9.7
Coffee mornings / community groups	9	12.5
Parks / open green spaces	4	5.6
Pedestrian crossings	2	2.8
Misc.	16	22.2
Total Respondents	72	-

N.B. Percentages do not add up to 100% as responses could have been assigned to multiple coded themes

Pentyrch Community Council Village Plan 2018

Pentyrch:

	No.	%
Ensure pavements / roads are in good repair	25	27.5
Better / more frequent bus service	16	17.6
Disabled access	10	11.0
More research into individual needs	10	11.0
Traffic calming measures	9	9.9
Activities for teenagers	4	4.4
Post office	3	3.3
Clubs for the elderly	3	3.3
Enforcement of parking restrictions	2	2.2
Recycling facilities	1	1.1
Sport / community activities	1	1.1
Misc.	22	24.2
Total Respondents	91	-

N.B. Percentages do not add up to 100% as responses could have been assigned to multiple coded themes

Gwaelod:

	No.	%
All for Gwaelod y garth....More parking at the football field. Presently the drive way in will ground your car as it is in such poor condition....what would this do to a wheel chair or to someone with walking or visual impairment. Perhaps a Tarmac path from school lane along the river bank to allow wheel chair access and better surfaces for visually impaired, physically impaired and push chair users	1	7.14
Simply carry on the good work.	1	7.14
Go and ask the residents what they would need	1	7.14
Disability friendly Parking	1	7.14
A better GP service	1	7.14
Resident parking	1	7.14
By getting us a good bus service	1	7.14
Get the elected members to hold surgeries to advise local residents	1	7.14
Very difficult. There aren't pavements of a reasonable standard in Gwaelod for able bodied people, let alone people with wheelchairs or those pushing buggies.	1	7.14
Clear cars that are parked illegally on pavements.	1	7.14
Volunteer support networking	1	7.14
Pavements in Gwaelod in Main Rd. very un-wheelchair friendly. Social meetings / groups in village hall weekly tea dance for senior citizens with young people helping	1	7.14
More community spirited activities	1	7.14
Make sure dropped kerbs are more available and stop parking over. Also, stop parking on pavements it is a nightmare to get around	1	7.14

Q21. Do you know who the Community Councillor for your village is?

Less than three-fifths (56.0%) of respondents know who the Community Councillor is for their village.

	No.	%
Yes	414	56.0
No	325	44.0
Total	739	100.0

The Wider Community

Q22. How does your household find out what is happening in the community?

Three quarters (76.6%) of respondents cited Community Link as the main method of finding out what's happening in the community. This was followed by Word of mouth (52.9%) and Noticeboards (33.6%).

	No.	%
Community Link	571	76.6
Word of Mouth	394	52.9
Noticeboards	250	33.6
PCC Facebook	122	16.4
PCC Website	102	13.7
Schools	76	10.2
In Cardiff Magazine	57	7.7
Save Creigiau Facebook	53	7.1
Cardiff Council Website	48	6.4
Neighbourhood Watch	37	5.0
We Love Gwaelod Facebook	27	3.6
PACT Meetings	16	2.1
Twitter	11	1.5
Other	73	9.8
Total Respondents	745	-

N.B. Percentages do not add up to 100% as respondents could select multiple options

Respondents who selected 'other' had their comments coded, these can be viewed in the table below:

	No.	%
Facebook	29	40.3
Social / Community Groups	11	15.3
Tafod Elai	5	6.9
Cwlwm Bro	4	5.6
Church Hall Notice Boards	4	5.6
Tesco Notice Board	3	4.2
Misc.	19	16.7
Total Respondents	72	-

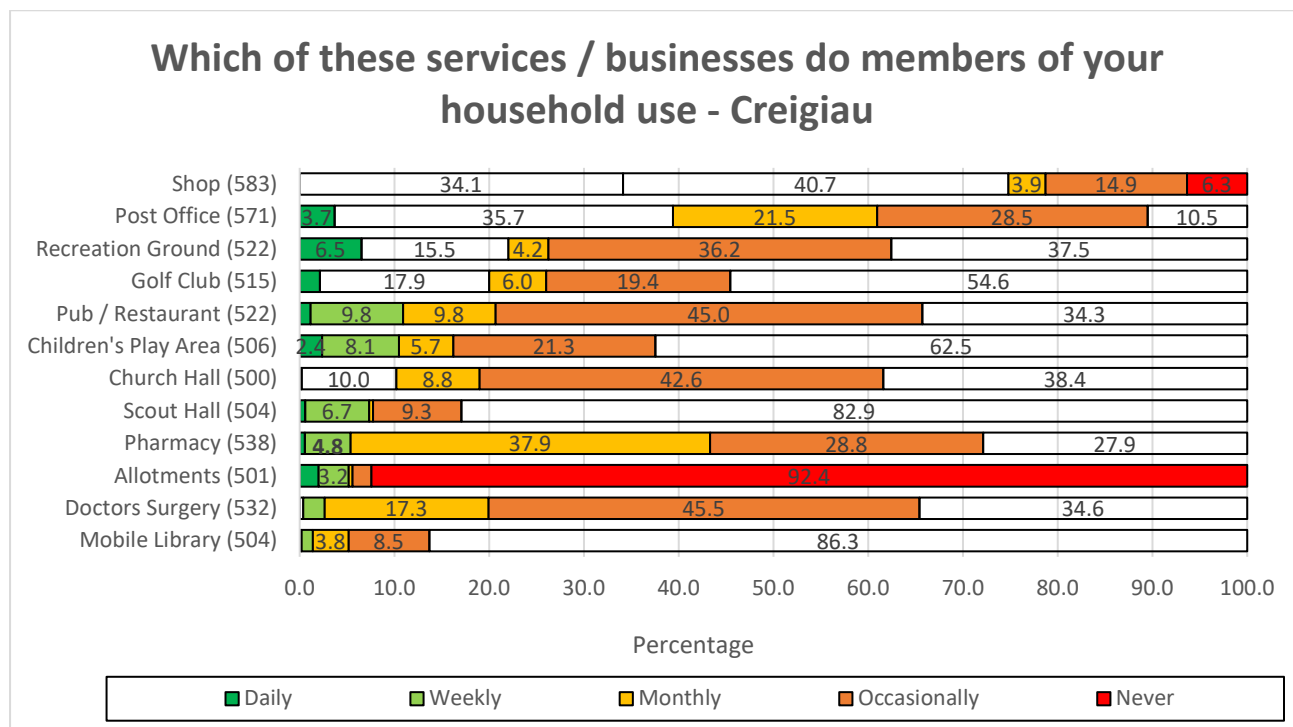
N.B. Percentages do not add up to 100% as responses could have been assigned to multiple coded themes

Q23. Which of these services / businesses do members of your household use?

Creigiau

Three-quarters (74.8%) of households use the shop in Creigiau at least once a week, including a third (34.1%) that use it on a daily basis. The next most popular service / business used in Creigiau is the post office with two-fifths (39.4%) of respondents using this service at least one a week.

Just 5.2% of households use the allotments on a weekly basis, this was followed by Doctors Surgery (2.6%) and Mobile Library (1.4%).



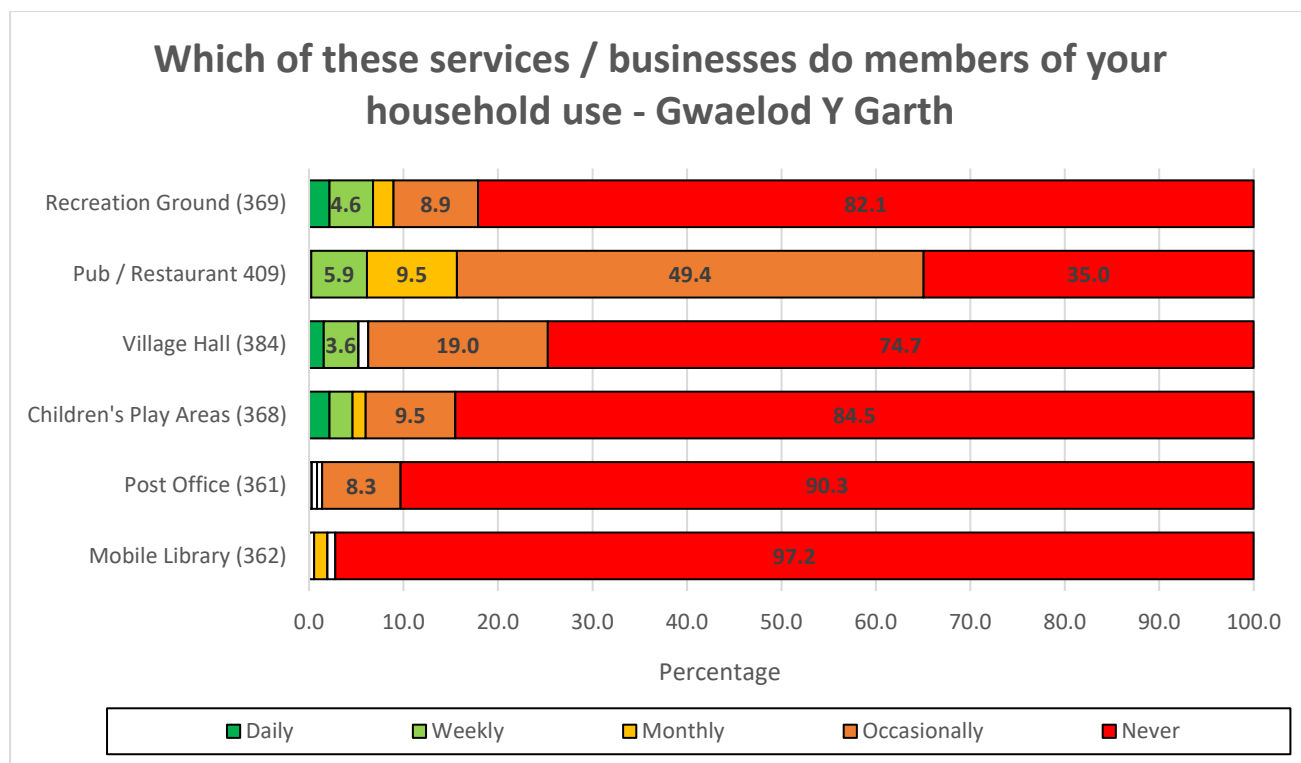
Base size shown in brackets

Gwaelod Y Garth

Respondents identified the Recreational Ground as the most used service / business in the Gwaelod Y Garth area with 6.8% using this facility at least once a week. This was followed by 5.9% who use the pub / restaurant on a weekly basis. Respondents frequenting the pub on a monthly basis sees this figure rise to over three-fifths (64.8%).

Nine-in-ten respondents never use the Mobile Library or the Post office (97.2% and 90.3% respectively).

(Caution must be taken with the Gwaelod figures due to a low response from this area)

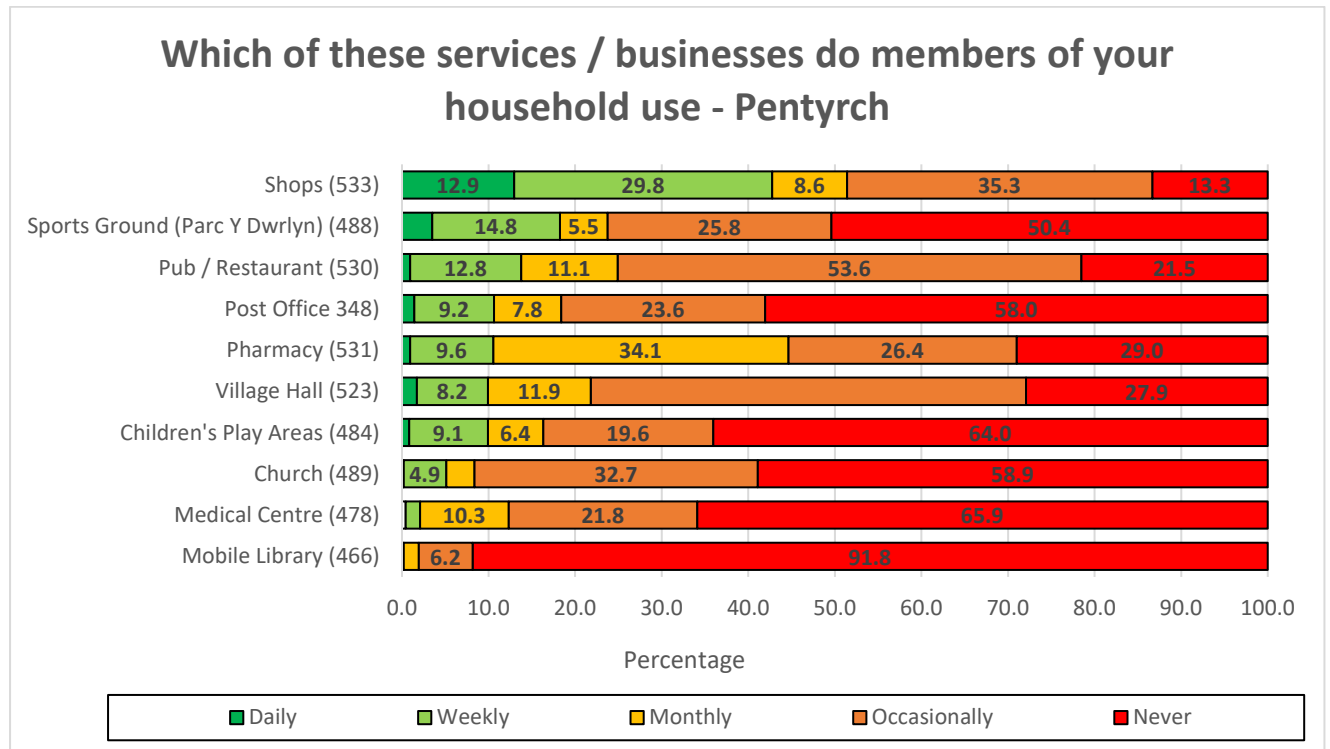


Base size shown in brackets

Pentyrch

Over two-fifths (42.7%) of respondents use the shops in Pentyrch on a weekly basis. This includes 12.9% who use the shops on a daily basis. Almost a fifth (18.3%) use the sports ground at least once a week. Over two-fifths (44.6%) of respondents use the pharmacy at least once a month.

Nine-in-ten (91.8%) indicated that they never use the mobile library. This was followed by the medical centre and children’s play area (65.9% and 64.0%) respectively.

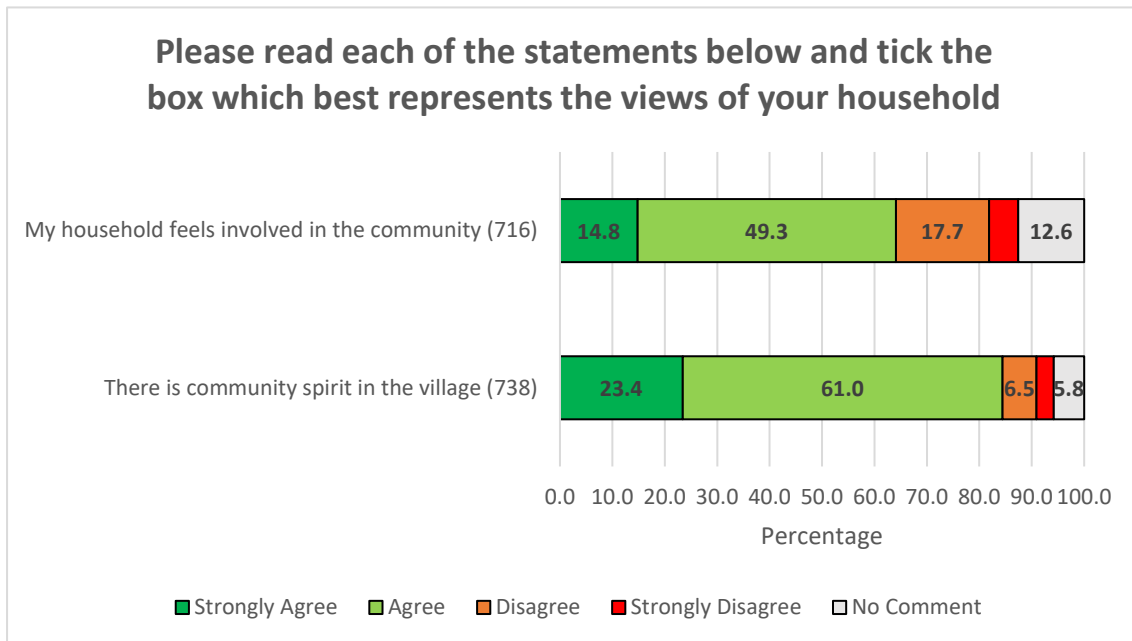


Base size shown in brackets

Q24. Please read each of the statements below and tick the box which best represents the views of your household

Almost two-thirds (64.1%) of respondents feel that their household is involved in the community, including 14.8% that strongly agree with the statement.

Over 5 in 6 (84.4%) of respondents feel that there is a community spirit in the village, including a quarter (23.4%) who strongly agree with the statement. Only 3.3% strongly disagreed.



Base size shown in brackets

Crime / Vandalism / Anti-Social Behaviour

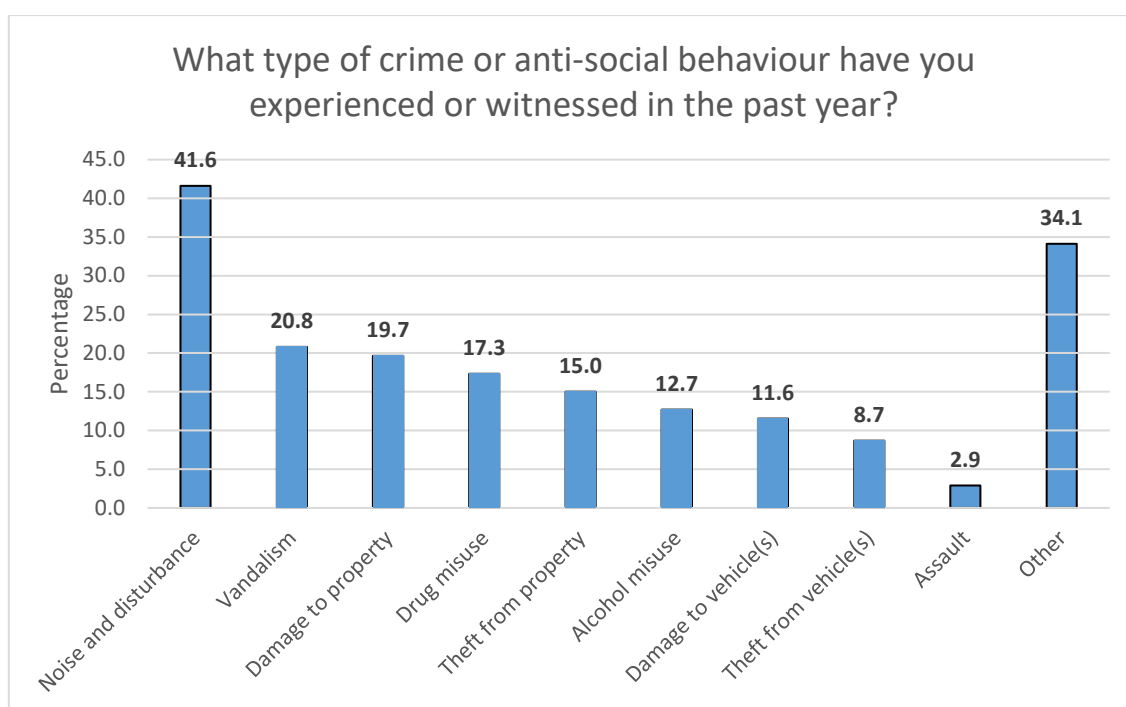
Q25. Have you ever experienced or witnessed any crime or anti-social behaviour in your community over the past year?

Almost a quarter (23.7%) of respondents claimed they had experienced or witnessed crime or anti-social behaviour in the community over the past year.

	No.	%
Yes	83	24.9
No	250	75.1
Total	333	100.0

Q26. What type of crime or anti-social behaviour have you experienced or witnessed in the past year?

Respondents who had witnessed a crime or anti-social behaviour were asked what type they had experienced. Noise and disturbance (41.6%) was the main crime type, followed by vandalism (20.8%) and damage to property (19.7%).



N.B. Percentages do not add up to 100% as respondents could select multiple options

59 respondents left a valid 'other' response, these have been coded and can be seen below:

	No.	%
Littering / Fly Tipping	25	42.4
Traffic offence	17	28.8
Dog Fouling	10	16.9
Indecent Exposure	2	3.4
Dogs Barking	2	3.4
Verbal Abuse	2	3.4
Dogs not on leads	1	1.7
Misc.	15	25.4
Total Respondents	59	-

N.B. Percentages do not add up to 100% as responses could have been assigned to multiple coded themes

Q27. Did you report the crime or anti-social behaviour?

Over half (52.9%) of crimes that were witnessed by residents went unreported.

	No.	%
Yes	81	47.1
No	91	52.9
Total	172	100.0

If no, why not?

Of the respondents who had left a valid response as to why they hadn't reported the crime, a quarter (24.1%) stated that someone had already reported the incident, this was followed by a fifth (20.3%) who cited lack of evidence / no proof as their reason.

	No.	%
Someone had already reported it	19	24.1
Lack of evidence / no proof	16	20.3
Police don't care / no point	15	19.0
Didn't seem serious enough	12	15.2
Police aware of problem	4	5.1
Dealt with it personally	3	3.8
Too busy / don't have time	1	1.3
Misc.	12	15.2
Total Respondents	79	-

N.B. Percentages do not add up to 100% as responses could have been assigned to multiple coded themes

Q28. Do you feel safe walking around your village during the day?

Almost all (99.3%) of respondents feel safe walking around the village during the day. This compares with 95.5% of all respondents to the same question in the 2017 Ask Cardiff Survey.¹

	Community Survey		Ask Cardiff 2017	
	No.	%	No.	%
Yes	743	99.3	5,187	95.5
No	5	0.7	245	4.5
Total	748	100.0	5,432	100.0

Q29. Do you feel safe walking around your village after dark?

Nine-in-ten (90.7%) survey respondents feel safe walking around their village after dark. In contrast, only two-thirds (66.9%) of all respondents from the 2017 Ask Cardiff Survey felt the same way.

	Community Survey		Ask Cardiff 2017	
	No.	%	No.	%
Yes	661	90.7	3,628	66.9
No	68	9.3	1,792	33.1
Total	729	100.0	5,420	100.0

Q30. Do you feel safe in your own home during the day?

Almost all (99.2%) of respondents feel safe in their own home during the day.

	Community Survey		Ask Cardiff 2017	
	No.	%	No.	%
Yes	741	99.2	5,328	98.0
No	6	0.8	108	2.0
Total	747	100.0	5,436	100.0

¹ Ask Cardiff is an annual City Wide Resident Survey

Q31. Do you feel safe in your own home after dark?

Again, almost all (98.5%) respondents to the village plan questionnaire feel safe in their own home after dark. This is 10.3 percentage points higher than the findings from respondents of the 2017 Ask Cardiff survey.

	Community Survey		Ask Cardiff 2017	
	No.	%	No.	%
Yes	736	98.5	4,786	88.2
No	11	1.5	643	11.8
Total	747	100.0	5,429	100.0

Q32. How can the Community Council reduce crime and anti-social behaviour in your village?

257 residents left a valid method for reducing crime and ASB in the PCC area, these comments were coded and the results can be viewed below:

	No.	%
More police presence	123	47.9
Provide activities for youngsters	27	10.5
CCTV	27	10.5
Better lighting	20	7.8
Neighbourhood watch	20	7.8
Feel crime and ASB are not an issue	12	4.7
More traffic calming measures	9	3.5
Reporting Incidents when they happen	6	2.3
Taking action against littering and dog fouling	5	1.9
More litter / dog fouling bins	5	1.9
Engagement and education	5	1.9
Better signage / notices for dog walkers	2	0.8
Misc.	25	9.7
Total Respondents	257	-

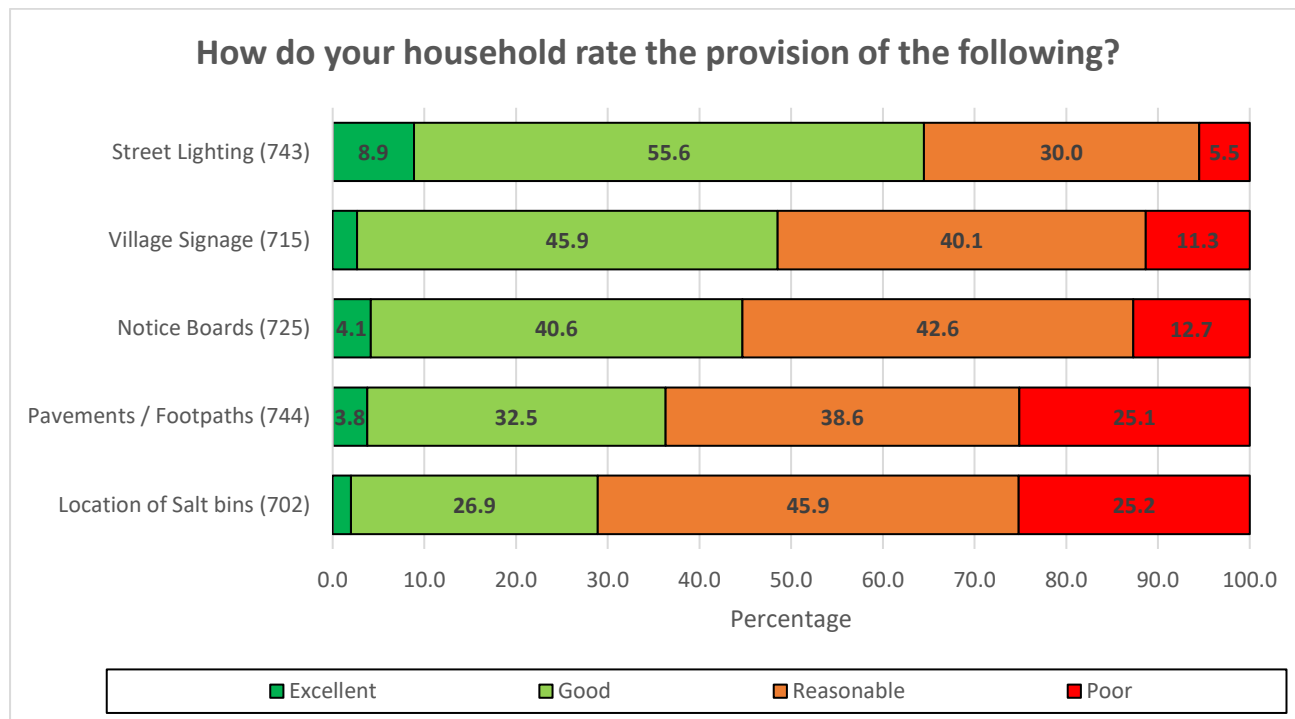
N.B. Percentages do not add up to 100% as responses could have been assigned to multiple coded themes

Transport / Traffic

Q33. How do your household rate the provision of the following?

Over three-fifths (64.5%) of respondents were happy with the street lighting in their area, with 8.9% claiming they were excellent. Village signage was the next highest with almost half (48.6%) of respondents saying they were either good or excellent.

A quarter found the location of salt bins, and pavements / footpaths to be poor (25.2% and 25.1% respectively).



Base size shown in brackets

Where respondents had rated any of the provisions as poor, they were asked what changes they would suggest. To help the PCC with their planning these comments were broken down by responses from each of the 4 communities, results of which can be seen below:

Capel Llanilltern:

Only 2 responses were received from Capel Llanilltern, these can be observed below:

	No.	%
More 30Mph signs are needed along Cardiff Road, As a parent pushing a pram around the village more curbs should be lowered to enable easy access.	1	50.0
Spend money to clean and improve pavements.	1	50.0

Creigiau:

Over two fifths (43.7%) of respondents from Creigiau suggest that ensuring pavements / roads are in good repair, this was followed by a quarter (24.3%) that suggested Improving / cleaning signage.

	No.	%
Ensure pavements / roads are in good repair	45	43.7
Improve / clean village signage	25	24.3
More salt bins	21	20.4
More / regularly updated noticeboards	14	13.6
Enforce parking restrictions	4	3.9
Improve street lighting	3	2.9
More litter / Dog bins	2	1.9
Misc.	12	11.7
Total Respondents	103	-

N.B. Percentages do not add up to 100% as responses could have been assigned to multiple coded themes

Pentyrch:

The most prominent (40.7%) improvement respondents in Petyrch would like to see is ensuring pavements / roads are in good repair, this was followed by the suggestion of introducing more salt bins across the village (24.2%).

	No.	%
Ensure pavements / roads are in good repair	37	40.7
More salt bins	22	24.2
Improve / clean village signage	13	14.3
Improve street lighting	12	13.2
Regularly updated noticeboards	6	6.6
More litter / dog bins	3	3.3
More footpaths	2	2.2
Cycle lanes	2	2.2
Improved bus service	2	2.2
Misc.	15	16.5
Total Respondents	91	-

N.B. Percentages do not add up to 100% as responses could have been assigned to multiple coded themes

Gwaelod:

Maintenance and the building of new pavements was the main improvement cited by residents of Gwaelod y Garth (50.0%), this was followed by the introduction of more salt bins across the village (16.7%) and the improvement / cleaning of village signage (16.7%).

	No.	%
Maintain / build pavements	12	50.0
More salt bins	4	16.7
Improve / clean village signage	4	16.7
Additional / improved lighting	3	12.5
Cutting back of trees	3	12.5
More litter / dog waste bins	2	8.3
Cycle ways	1	4.2
Misc.	4	16.7
Total Respondents	24	-

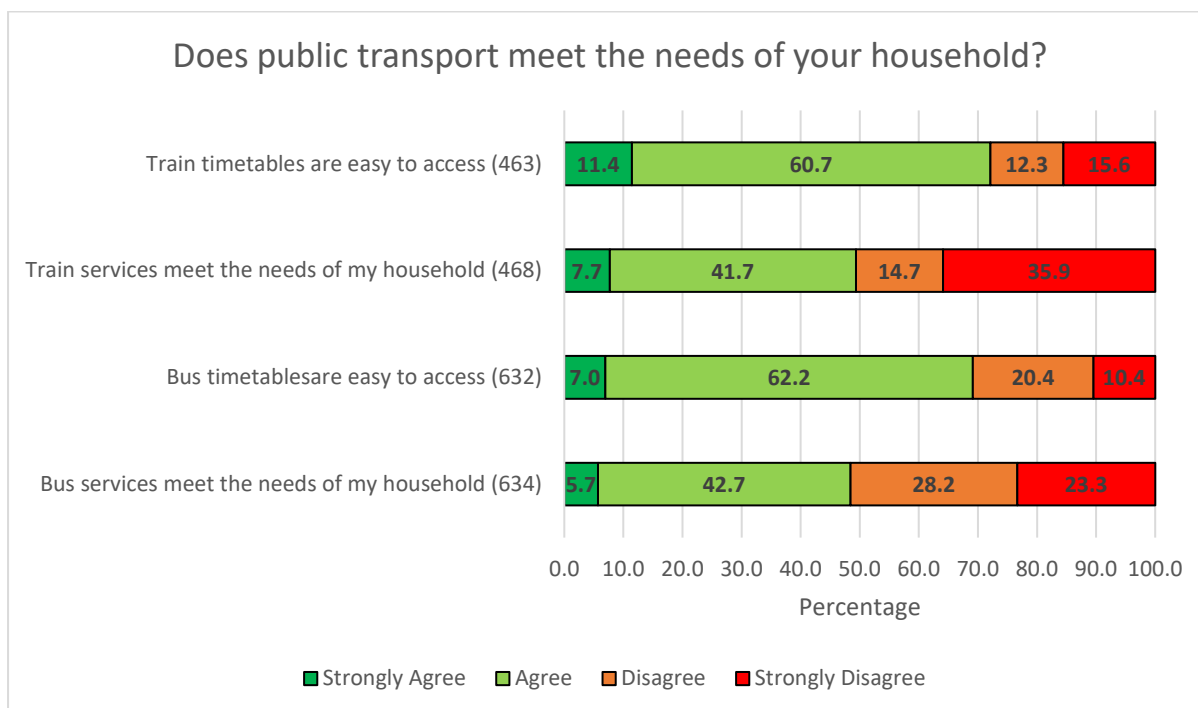
N.B. Percentages do not add up to 100% as responses could have been assigned to multiple coded themes

Q34. Does public transport meet the needs of your household?

Half of respondents felt that the bus and train services do not meet the needs of their households.

Seven-in-ten (72.1%) respondents agreed that train timetables are easy to access.

Seven-in-ten (69.2%) agree that bus timetables are easy to access, whereas one-in-ten (10.4%) strongly disagree.



Base size shown in brackets. Excludes 'No Comment' responses

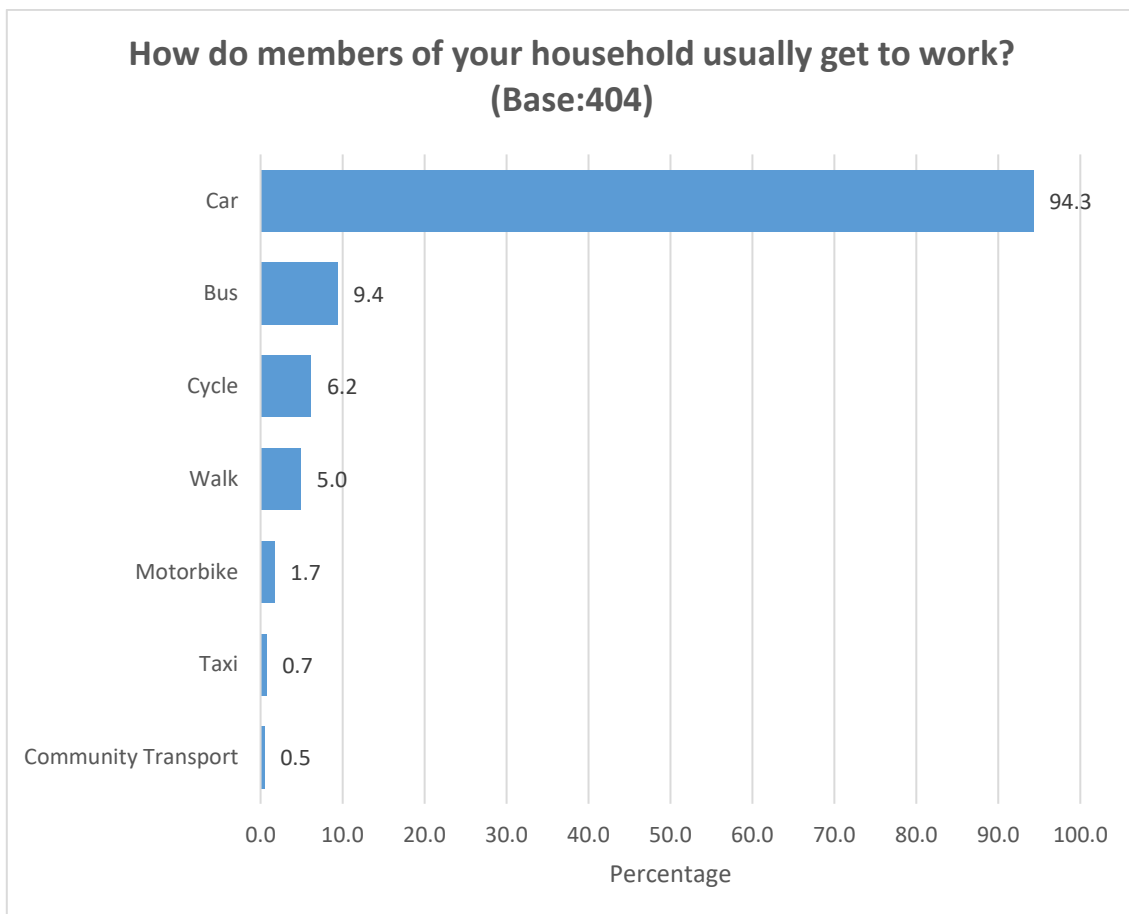
Q35. Should Gwaelod Y Garth, Creigiau and Pentyrch be able to use Rover Tickets 7 days / week and all tickets be at the same price as Cardiff Bus?

Almost all (98.7%) of respondents believe that Gwaelod Y Garth, Creigiau and Pentyrch should be able to use Rover tickets 7 days a week and all tickets be the same price as Cardiff Bus.

	No.	%
Yes	453	98.7
No	6	1.3
Total	459	100.0

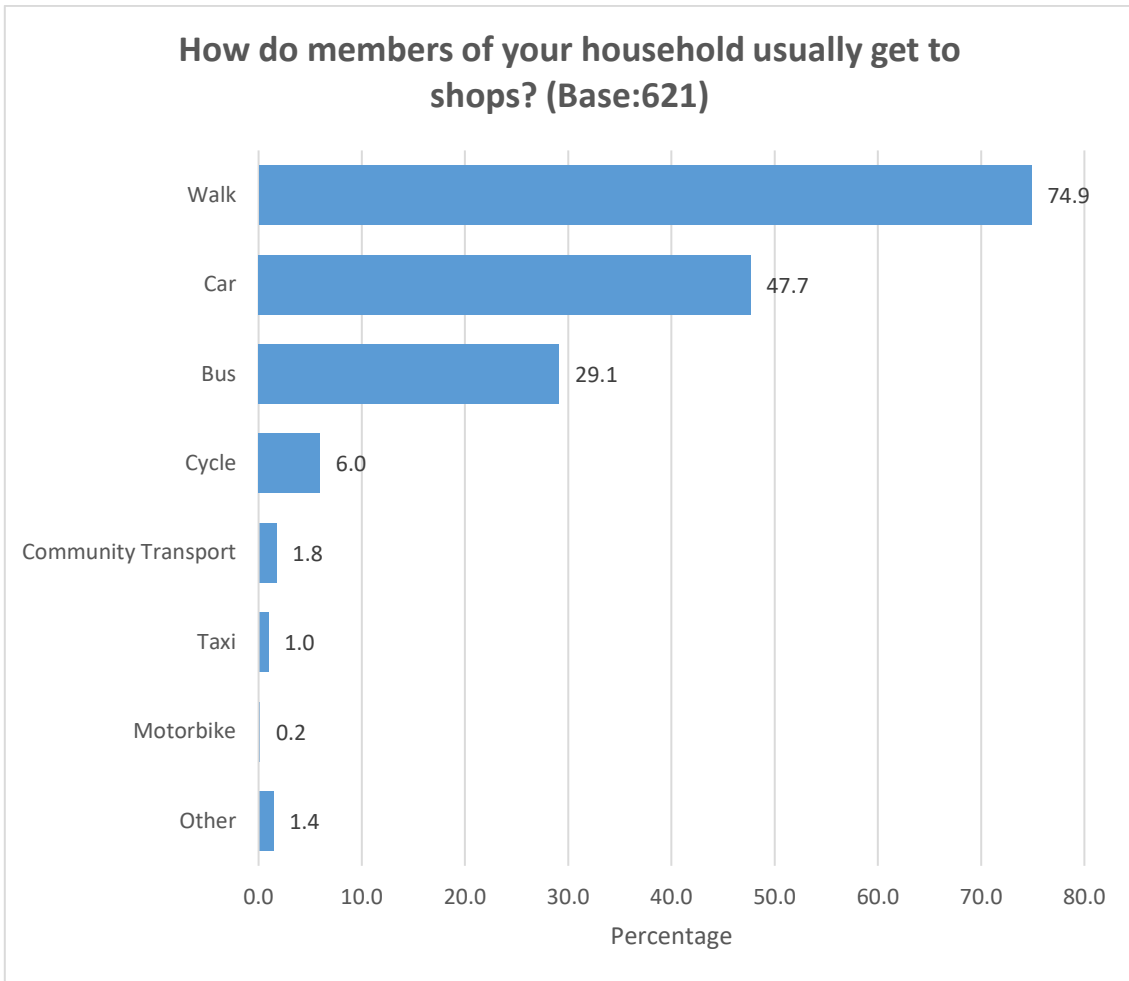
Q36. How do members of your household usually get to work, shops or access medical services?

Work: There was a high reliance on the Car, used by 94.3% respondents to get to work. This was followed by one-in-ten (9.4%) that use the bus.



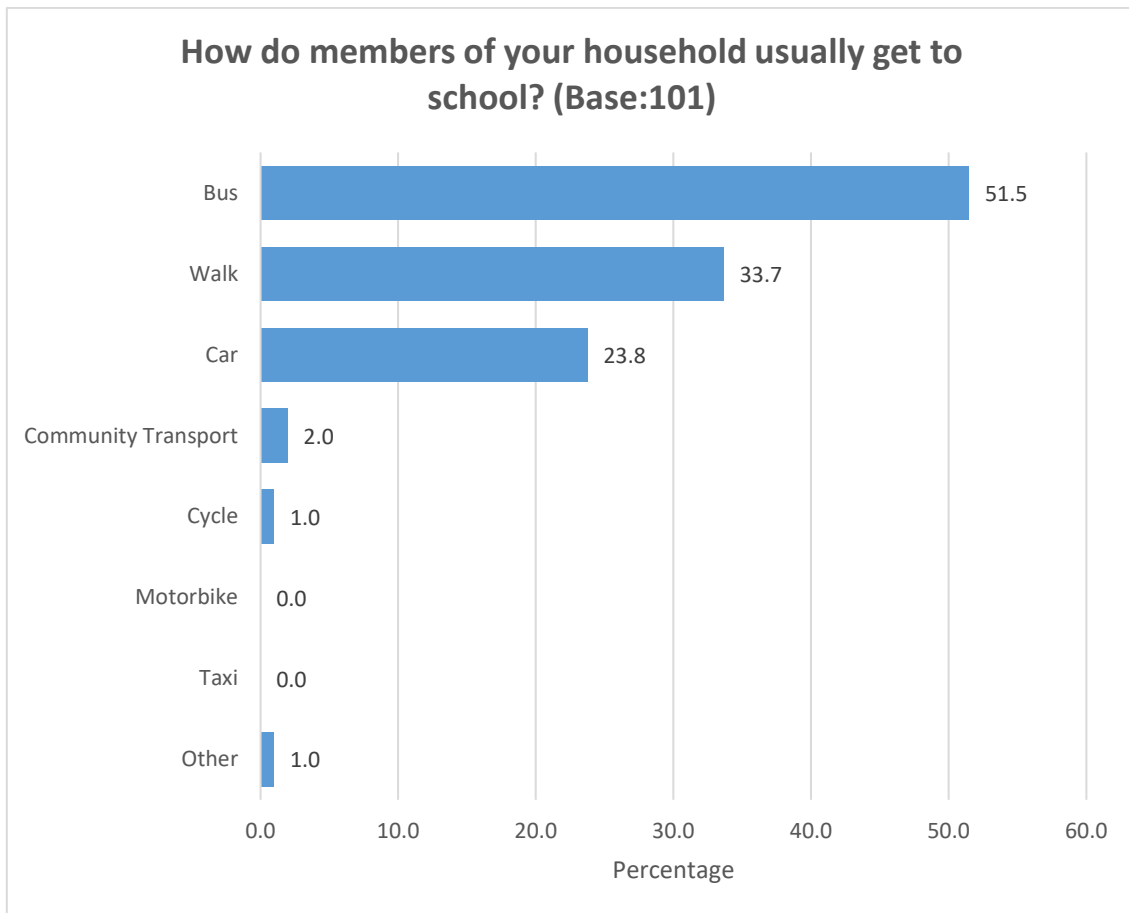
N.B. Percentages do not add up to 100% as respondents could select multiple options

Shops: Three-quarters (74.9%) of households that responded cited walking as their mode of transport getting to the shops, while just under a half (47.7%) use their car.



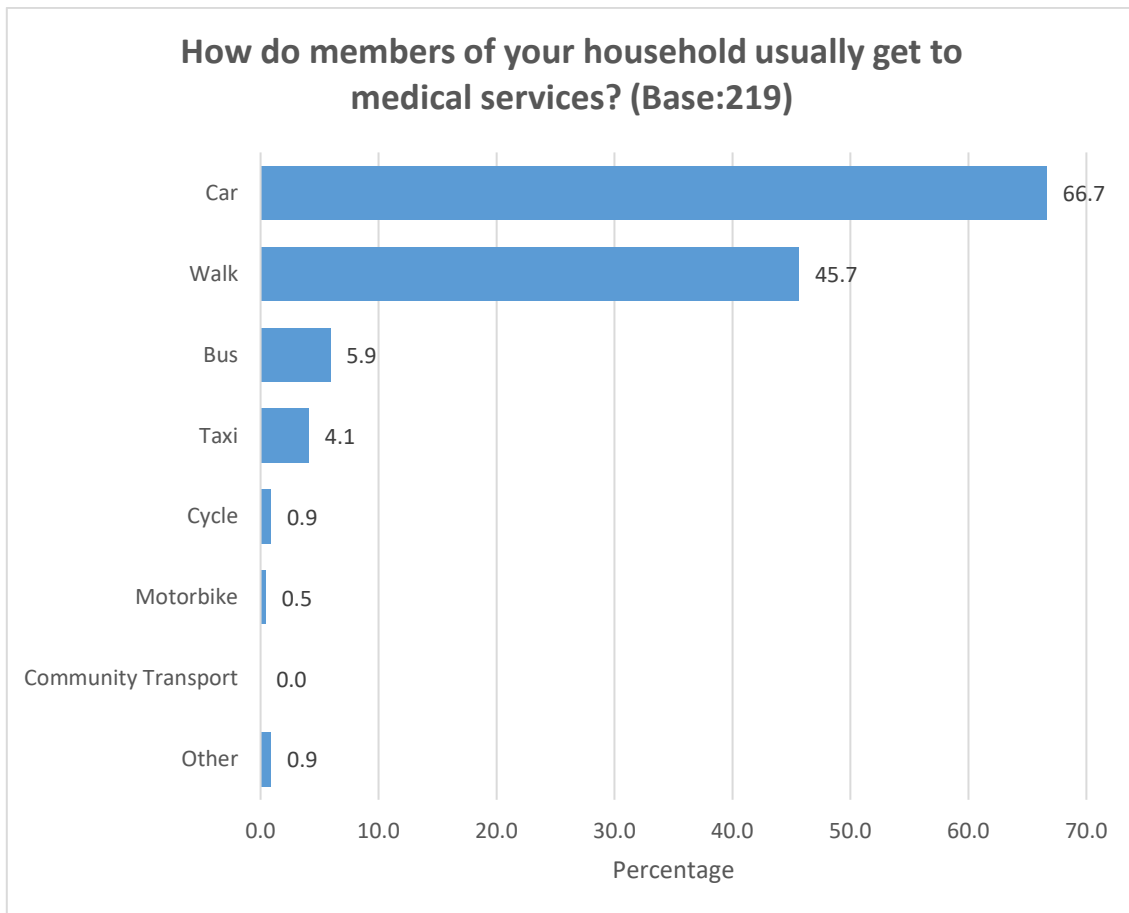
N.B. Percentages do not add up to 100% as respondents could select multiple options

School: A half (51.5%) of households claimed that members of their household use the bus for their school journey. This was followed by a third (33.7%) who walk.



N.B. Percentages do not add up to 100% as respondents could select multiple options

Medical Services: Two-thirds (66.7%) of households that responded use their car for medical services. This was followed by over two-fifths (45.7%) who walk.



N.B. Percentages do not add up to 100% as respondents could select multiple options

Q37. Is speeding traffic a problem in the community area?

Almost three-quarters (72.5%) of respondents feel that speeding traffic is a problem in the community area.

	No.	%
Yes	532	72.5
No	202	27.5
Total	734	100.0

If yes, where does it mainly occur?

Respondents who identified speeding traffic as a problem were then asked where this speeding mainly occurs. Over two-fifths (44.8%) of respondents identified Cardiff Road, Creigiau as having the main issue with speeding, while three-tenths (29.1%) cited Tynant Road, Creigiau as having a problem.

	No.	%
Cardiff Road, Creigiau	235	44.8
Tynant Road, Creigiau	153	29.1
Llantrisant Road, Creigiau	151	28.8
Heol Pant Y Gored, Creigiau	128	24.4
Bronllwyn, Pentyrch	117	22.3
Church Road, Pentyrch	115	21.9
Heol Y Pentre, Pentyrch	109	20.8
Heol Goch, Gwaelod Y Garth / Pentyrch	102	19.4
Heol Pant Y Gored, Pentyrch	77	14.7
Lon y Fro, Pentyrch	73	13.9
Bronhaul, Pentyrch	63	12.0
Main Road, Gwaelod Y Garth	54	10.3
Heol Berry, Gwaelod Y Garth	18	3.4
Other (please specify)	70	13.3
Total Respondents	525	-

N.B. Percentages do not add up to 100% as respondents could select multiple options

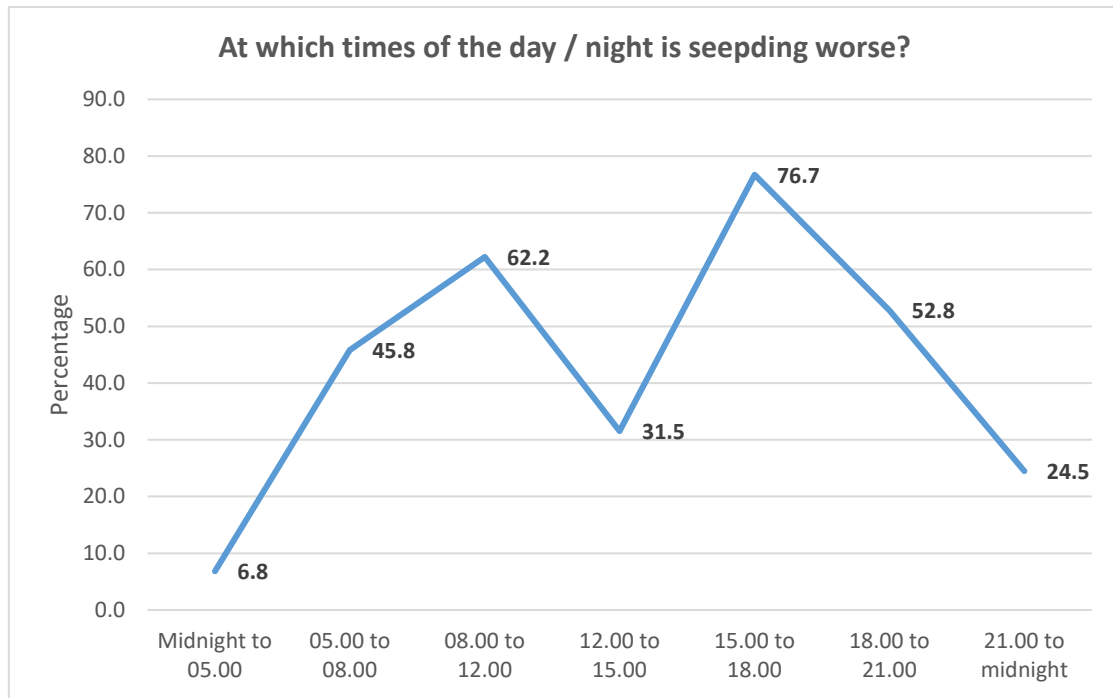
Respondents that had indicated there were other streets in the area that also have a problem with speeding traffic were asked to identify the streets, 69 respondents left a valid response, these can be seen below / overleaf:

Street	No.	%
Mountain Road	12	17.4
Heol-Y-Parc	8	11.6
Heol Creigiau	7	10.1
Ffordd Dinefw	6	8.7
Star Lane	6	8.7
Tyn y Coed Road	4	5.8
Maes Y Sarn	4	5.8
Penuel Road	4	5.8
Efail Isaf Road	3	4.3
Station Road	3	4.3
Robin Hill	2	2.9
Other	8	11.6
Misc.	9	13.0
Total Respondents	69	-

N.B. Percentages do not add up to 100% as responses could have been assigned to multiple coded themes

Q38. At which times of the day / night is speeding worse?

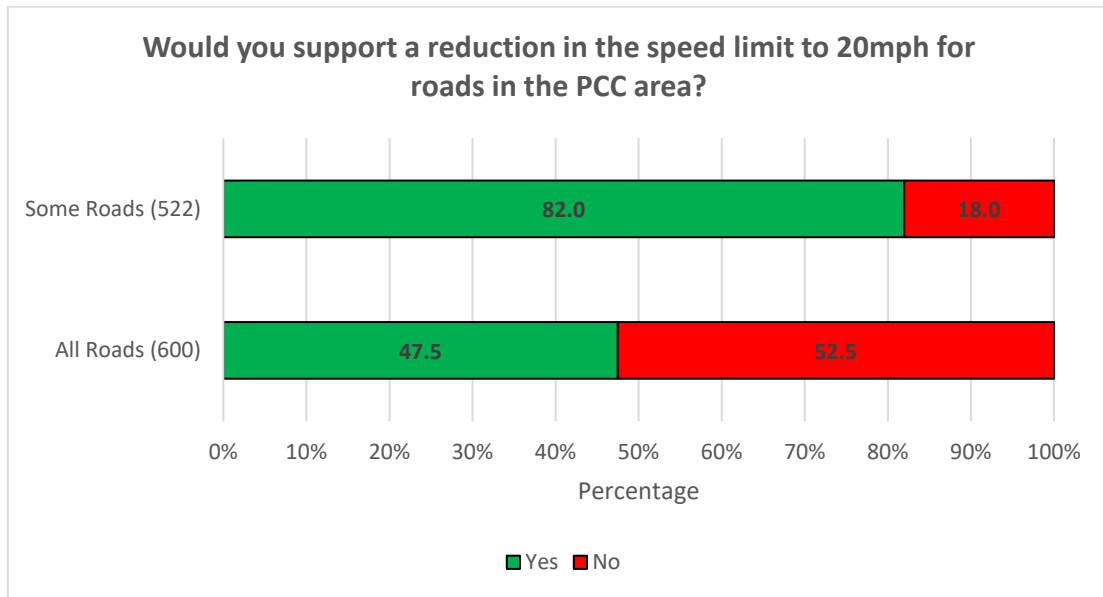
Speeding was deemed to be at its worst between 15:00 and 18:00 with over three-quarters (76.7%) highlighting this time as a problem. This was followed by 08:00 to 12:00 (62.2%) and 18:00 to 21:00 (52.8%). These peak times suggest there is an issue with speeding when people are commuting to and from their workplace. Less than one in ten (6.8%) identified between midnight and 05:00.



N.B. Percentages do not add up to 100% as respondents could select multiple options

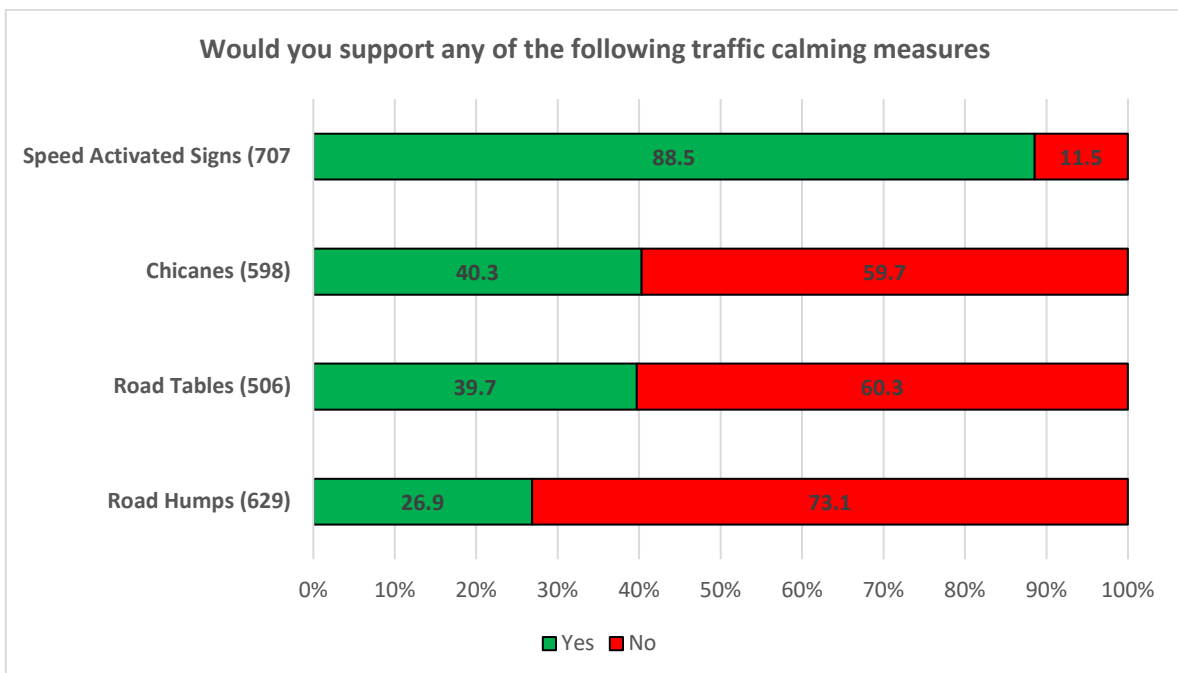
Q39. Would you support a reduction in the speed limit to 20mph for roads in the PCC area?

Over eight-in-ten (82.0%) respondents would support a reduction in the speed limit for some roads in the PCC area. However, this figure drops to under half (47.5%) when residents were asked about all roads.



Q40. Would you support any of the following traffic calming measures?

Nine-in-ten (88.5%) respondents would support the introduction of speed activated signs in their area. Two-fifths are in favour of chicanes and road tables (40.3% and 39.7% respectively). However, almost three-quarters (73.1%) are against the idea of road humps.



Q41. As a pedestrian, cyclist or horse rider, do you feel safe on the village roads?

Over three in five (62.4%) of respondents feel safe on the village roads as a pedestrian, cyclist or horse rider.

	No.	%
Yes	367	62.4
No	221	37.6
Total	588	100.0

Q42. Are there locations in our community that would benefit from safer crossing points for pedestrians?

Almost half (47.7%) of respondents felt there were locations in the community that would benefit from safer crossing points for pedestrians, this figure rises to 74.5% when the don't know responses are removed.

	No.	%
Yes	336	47.7
No	115	16.3
Don't Know	254	36.0
Total	705	100.0

Recreation and Leisure Facilities

Q43. Should extra space in the PCC area be allocated to outdoor sporting and recreation activities?

Two-fifths (40.7%) of respondents think that extra space in the PCC area should be allocated to outdoor sporting and recreation activities. This figure rises to 69.5% if not sure responses are discarded.

	No.	%
Yes	246	40.7
No	108	17.9
Not Sure	250	41.4
Total	604	100.0

Q44. What additional outdoor facilities would you use, if they were available in the PCC area? If you would not use them yourself, then which do you think would be good for the community?

Making use of the facilities was quite high, ranging from a fifth (19.1%) who would use an all-weather 5 a side pitch, seven in ten (70.5%) who would use more footpaths.

In contrast, the willingness to help organise additional outdoor facilities was very low, ranging from 0.4% (bridleways) to 1.8% (jogging track including fitness stations).

	Would use the facility		Benefits the community		Willing to help organise		Total Respondents	
	No.	%	No.	%	No.	%	No.	%
All-weather 5 a side football pitch	72	19.1	310	82.4	5	1.3	376	-
Jogging track including fitness stations	194	49.2	214	54.3	7	1.8	394	-
More children's play areas (0-5 years)	126	37.0	218	63.9	3	0.9	341	-
More children's play areas (6-11 years)	127	35.2	240	66.5	4	1.1	361	-
More children's play areas (12-16 years)	86	26.1	255	77.3	3	0.9	330	-
Cycle and mountain bike trails	201	49.4	225	55.3	5	1.2	407	-
Community orchards	125	45.6	152	55.5	5	1.8	274	-
More allotments	56	21.2	212	80.3	3	1.1	264	-
MUGA (multi-use games area)	79	28.1	209	74.4	2	0.7	281	-
Bridleways	65	27.3	176	73.9	1	0.4	238	-
Footpaths	335	70.5	159	33.5	5	1.1	475	-

N.B. Percentages do not add up to 100% as respondents could select multiple options

Capel Llanilltern:

	Would use the facility		Benefits the community		Willing to help organise		Total Respondents	
	No.	%	No.	%	No.	%	No.	%
All-weather 5 a side football pitch	1	33.3	2	66.7	0	0.0	3	-
Jogging track including fitness stations	2	66.7	1	33.3	0	0.0	3	-
More children's play areas (0-5 years)	2	100.0	0	0.0	0	0.0	2	-
More children's play areas (6-11 years)	3	100.0	0	0.0	0	0.0	3	-
More children's play areas (12-16 years)	2	66.7	1	33.3	0	0.0	3	-
Cycle and mountain bike trails	1	33.3	2	66.7	0	0.0	3	-
Community orchards	1	50.0	1	50.0	0	0.0	2	-
More allotments	0	0.0	1	100.0	0	0.0	1	-
MUGA (multi-use games area)	0	0.0	3	100.0	0	0.0	3	-
Bridleways	0	0.0	1	100.0	0	0.0	1	-
Footpaths	3	100.0	0	0.0	0	0.0	3	-

Pentyrch Community Council Village Plan 2018

Creigiau:

	Would use the facility		Benefits the community		Willing to help organise		Total Respondents	
	No.	%	No.	%	No.	%	No.	%
All-weather 5 a side football pitch	29	17.6	139	84.2	1	0.6	165	-
Jogging track including fitness stations	84	46.7	99	55.0	1	0.6	180	-
More children's play areas (0-5 years)	59	36.6	102	63.4	1	0.6	161	-
More children's play areas (6-11 years)	58	35.4	107	65.2	1	0.6	164	-
More children's play areas (12-16 years)	37	24.2	117	76.5	1	0.7	153	-
Cycle and mountain bike trails	86	51.8	86	51.8	1	0.6	166	-
Community orchards	47	45.2	58	55.8	1	1.0	104	-
More allotments	17	16.7	86	84.3	0	0.0	102	-
MUGA (multi-use games area)	39	28.1	100	71.9	0	0.0	139	-
Bridleways	25	25.3	74	74.7	0	0.0	99	-
Footpaths	144	70.9	65	32.0	2	1.0	203	-

N.B. Percentages do not add up to 100% as respondents could select multiple options

Pentyrch Community Council Village Plan 2018

Pentyrch:

	Would use the facility		Benefits the community		Willing to help organise		Total Respondents	
	No.	%	No.	%	No.	%	No.	%
All-weather 5 a side football pitch	32	19.0	138	82.1	4	2.4	168	-
Jogging track including fitness stations	85	50.9	92	55.1	4	2.4	167	-
More children's play areas (0-5 years)	51	36.7	91	65.5	1	0.7	139	-
More children's play areas (6-11 years)	54	36.0	101	67.3	1	0.7	150	-
More children's play areas (12-16 years)	36	27.1	104	78.2	0	0.0	133	-
Cycle and mountain bike trails	85	45.2	113	60.1	4	2.1	188	-
Community orchards	55	44.4	71	57.3	2	1.6	124	-
More allotments	24	19.5	100	81.3	1	0.8	123	-
MUGA (multi-use games area)	24	22.0	88	80.7	1	0.9	109	-
Bridleways	28	25.9	81	75.0	1	0.9	108	-
Footpaths	134	66.7	75	37.3	2	1.0	201	-

N.B. Percentages do not add up to 100% as respondents could select multiple options

Gwaelod y Garth:

	Would use the facility		Benefits the community		Willing to help organise		Total Respondents	
	No.	%	No.	%	No.	%	No.	%
All-weather 5 a side football pitch	8	26.7	23	76.7	0	0.0	30	-
Jogging track including fitness stations	17	53.1	16	50.0	2	6.3	32	-
More children's play areas (0-5 years)	10	35.7	18	64.3	1	3.6	28	-
More children's play areas (6-11 years)	7	21.9	25	78.1	2	6.3	32	-
More children's play areas (12-16 years)	8	28.6	23	82.1	2	7.1	28	-
Cycle and mountain bike trails	22	61.1	17	47.2	0	0.0	36	-
Community orchards	16	50.0	17	53.1	1	3.1	32	-
More allotments	10	45.5	15	68.2	1	4.5	22	-
MUGA (multi-use games area)	9	42.9	16	76.2	1	4.8	21	-
Bridleways	7	38.9	13	72.2	0	0.0	18	-
Footpaths	36	78.3	15	32.6	1	2.2	46	-

N.B. Percentages do not add up to 100% as respondents could select multiple options

Q45. If there were dedicated pedestrian and cycle routes from Creigiau, through Pentyrch and Gwaelod Y Garth, to the Taff Trail, would your household use it?

Seven-in-ten (71.9%) households that responded claimed that they would use a dedicated pedestrian and cycle route from Creigiau, through Pentyrch and Gwaelod Y Garth to the Taff Trail for recreational use.

	No.	%
Yes, commuting to work	123	16.8
Yes, recreational use	528	71.9
No	195	26.6
Total Respondents	734	-

N.B. Percentages do not add up to 100% as respondents could select multiple options

Q46. If there were dedicated pedestrian and cycle routes from Talbot Green to Creigiau to Llandaff, would your household use it?

Three-fifths (59.0%) of respondents stated that they would use a dedicated pedestrian and cycle route from Talbot Green to Creigiau to Llandaff for recreational use. One-in-ten (9.1%) said they would use such a facility for commuting to work.

	No.	%
Yes, commuting to work	65	9.1
Yes, recreational use	422	59.0
No	282	39.4
Total Respondents	715	-

Refuse / Recycling / Energy-Saving Initiatives

Q47. Are the current recycling and waste collections provided by Cardiff Council adequate?

Over a quarter (27.0%) of respondents feel that the current recycling and waste collections by Cardiff Council are inadequate.

	No.	%
Yes	542	73.0
No	200	27.0
Total	742	100.0

If no, how could they be improved? E.g. recycle batteries via green bag collections

Over a quarter of respondents felt that more frequent / better bin services and a facility for recycling batteries / light bulbs etc. were the best ways to improve recycling and waste collections (29.0% and 28.0% respectively).

	No.	%
More frequent / better bin service	54	29.0
A facility for recycling batteries, light bulbs etc.	52	28.0
Recycling / waste centres too far away	34	18.3
Introduce a bulky waste item collection / community Skips	22	11.8
Bins are too small	21	11.3
Introduce a small electrical item collection	10	5.4
A facility for recycling Plastic Bags	9	4.8
Greater segregation of recyclables	7	3.8
Clearer information on recycling	5	2.7
A facility for recycling Aluminium	4	2.2
Improve quality of recycling / food recycling bags	2	1.1
Reduce cost for large item collection	1	0.5
A facility for recycling polystyrene	1	0.5
Misc.	13	7.0
Total Respondents	186	-

N.B. Percentages do not add up to 100% as responses could have been assigned to multiple coded themes

Q48. Would you like communal recycling bins (textiles / plastics etc. to be located in the PCC area?

Opinions were split regarding communal bins with 52.5% of respondents indicating that they'd like them to be located in the PCC area.

	No.	%
Yes	373	52.5
No	338	47.5
Total	711	100.0

If yes, where should they be located?

To help the PCC plan, this question has been broken down by responses from each of the 4 communities, results can be seen below / overleaf:

Capel Llanilltern:

	No.	%
Outside Pentyrch Village Hall - entrance to Creigiau Recreation Ground	1	50.0
Maybe nearer the 'Rec'	1	50.0

Creigiau:

	No.	%
Rec car park	40	42.6
Tesco	20	21.3
Anywhere reasonable / convenient in the village	12	12.8
Creigiau Arms	8	8.5
Creigiau Inn	6	6.4
Dr's Surgery	6	6.4
Sports field car park	5	5.3
Church hall	4	4.3
Pentyrch village hall	4	4.3
Near Creigiau Shops	3	3.2
Near School	3	3.2
Rugby Club	2	2.1
Near Duck Pond	2	2.1
Misc.	8	8.5
Total Respondents	94	-

N.B. Percentages do not add up to 100% as responses could have been assigned to multiple coded themes

Pentyrch Community Council Village Plan 2018

Pentyrch:

	No.	%
Village hall	42	31.6
Rugby club	36	27.1
Near shops	20	15.0
PCC offices	10	7.5
Anywhere reasonable / convenient in the village	7	5.3
Sports centre	4	3.0
Near spar	3	2.3
GP surgery	2	1.5
Near school	1	0.8
Misc.	26	19.5
Total Respondents	136	-

N.B. Percentages do not add up to 100% as responses could have been assigned to multiple coded themes

Gwaelod y Garth:

	No.	%
Village hall	9	45.0
Industrial estate	3	15.0
By the school	2	10.0
Heol berry field	2	10.0
Near shops	2	10.0
Anywhere in the village	2	10.0
Pentyrch rugby club	1	5.0
Creigiau rec	1	5.0
Total Respondents	20	-

Q49. Is dog fouling on pavements and public highways a problem in your area?

Around half (51.0%) find dog fouling a problem in their area.

	No.	%
Yes	375	51.0
No	360	49.0
Total	735	100.0

Q50. Would you be willing to pay a small increase in your precept (the amount of money paid to PCC as part of your council tax) for more dog waste bins to be bought and emptied?

Two-fifths (39.6%) of respondents stated that they would be happy to pay a small increase in their precept for more dog waste bins to be bought and emptied.

	No.	%
Yes	291	39.6
No	444	60.4
Total	735	100.0

Q51. Would you be willing to pay a small increase in the PCC precept for additional services such as litter collection or grass cutting, if Cardiff Council can no longer provide them?

Just over a half (52.5%) of residents indicated that they would be happy to pay a small increase in the PCC precept for additional services such as litter collection / grass cutting if Cardiff Council can no longer provide them.

	No.	%
Yes	385	52.5
No	348	47.5
Total	733	100.0

Additional Information

Please use the space below to share any other information which you think will help us prepare a village plan. Please be as specific as possible.

A total of 343 respondents left a valid response, these comments have been coded and can be viewed below:

	No.	%	Comment
Parking, Roads, Travel and Pavements	181	52.8	<ul style="list-style-type: none"> Some double yellow lines on the most narrow areas of road on the Main Rd in Gwaelod Y Garth would help the bus and also stop parking causing obstructions. My one and only concern is traffic through Creigiau. Creigiau is now a number of houses with a motorway running through it. It will be only a question of time before someone is fatally or seriously hurt. Traffic calming measures are essential and should be plentiful between Tescos and the golf club. We are starting to have cross country motor bikes at weekends - usually Sundays. They drive through the road at Cefn Bychan and they go along the bridle path to the quarry. Whilst this is not as bad as previous occasions, we need to prevent this starting all over again.
Waste (litter/bins/recycling)	55	16.0	<ul style="list-style-type: none"> Increase fines for litter dropping. Lane / footpath from Penfordd to Bryn Yr Eglwys / Heol-y-Pente are not maintained. Litter and leaves are cleared by me. I think our surrounding area has a big problem with fly tipping and if there was anything that could be done about this I would be willing to pay a small increase in tax.
Better Public transport	53	15.5	<ul style="list-style-type: none"> It is surely time for Cardiff Bus to take on direct responsibility for establishing a regular direct bus route between Creigiau and Cardiff centre throughout the day until late evening on a regular basis, particularly given the substantial housing developments along the Llantrisant corridor. Please try really hard to get more buses into Cardiff particularly during weekend evenings. Please also could a paved footpath be created down to Gwaelod from Pentyrch. This would allow access to the Taffs Well train station. Link Radyr / Gwaelod / Pentyrch / Creigiau. A bus linking the above villages would be a positive step, and would encourage local people to socialise, and would also link us with Radyr train station. Post office - our post office in Pentyrch needs to be reopened.

Pentyrch Community Council Village Plan 2018

<p>Green spaces/hedges etc.</p>	<p>42</p>	<p>12.2</p>	<ul style="list-style-type: none"> • I said no to grass cutting extra precept payment because I would like to see more imaginative use of some 'lawn' areas e. g. reduce intensity of cutting of some areas to encourage flowering. Possibly some seeding if sourced locally. Then I would be willing to pay a bit more. • Our council tax is already one of the highest in Cardiff and we get much less services than other areas of Cardiff - it's outrageous! More tables and benches throughout Creigiau. More meadows on the verges. There is a little problem that needs to be addressed. • I would like to see Christmas lights in the village provided by PCC rather than relying on community groups. PCC to help with water for the big planters in village. PCC to take care of green areas, shops and footpaths.
<p>LDP</p>	<p>38</p>	<p>11.1</p>	<ul style="list-style-type: none"> • Overall we love living in Creigiau. We are worried about the development and the impact it could have on the village, school, shops, and doctors. Love the idea of Creigiau Rec being upgraded. • Concerned that public transport is not diminished but maintained at present level. Concerned about the potential impact of new housing developments on the village - in terms of increased traffic/using village roads as a "rat run" to the M4 etc. Improvements in public footpaths and signposting them - to make the most of our rural location. Some street signs need to be more visible - many have faded or are covered in foliage, making them difficult to read. • Concerns about new housing and no planned services such as schools / doctors. There will be an impact on the volume of traffic through the village already the village is a shortcut to Cardiff.
<p>Activities / facilities for teenagers / children</p>	<p>35</p>	<p>10.2</p>	<ul style="list-style-type: none"> • The Village is lovely, but the one real drawback is the lack of any facilities for the children, the Parks are hopeless for young children, the Rugby Club ground is full of dog poo so can't let kids play there and there is absolutely nothing for the older kids to do. • Better parks for children to play in. A zebra crossing / lights by Pentyrch shops to help school children to cross the road especially when they get off bus from Radyr. More village events - Pentyrch is such a wonderful village, I don't know why we don't have a village fete like Creigiau • More equipment needed in play areas for Pentyrch. Facilities very poor compared to other parks in the city. Nothing really for children past about the age of 6.

Pentyrch Community Council Village Plan 2018

Council Tax / precept	28	8.2	<ul style="list-style-type: none"> As we are among the highest grades for council tax we should have many more benefits. Re Q.51 - I would be willing to pay more if Cardiff Council reduced Council tax. We pay the highest council tax in Cardiff and don't have similar facilities as the city.
Dog fouling	24	7.0	<ul style="list-style-type: none"> Dog fouling is prevalent, down alleyways and streets. As well as the bus stops, where there are small grass areas especially by Bronllwyn Cemetery. By the pharmacy, where there is a dog fouling bin. Needless to say, people allow dog fouling underneath the bin and just leave the mess for someone else to pick up. We have two dogs. We carry poop bags and our dog mess is always picked up and put into the bins provided. Dog owners should be responsible for removing dog mess and take bags home themselves which would avoid unnecessary emptying of bins and the cost involved for bins to be emptied.
Sports facilities	18	5.2	<ul style="list-style-type: none"> Generally I think the Council does a good job but we do need proper cycle paths. A running track in Creigiau would be great. Otherwise crime is low and the village is tidy. More facilities such as a good park (centre village) for children. Recreational games over fields. Tennis club 'geared' for adults - take priority over children.
Community events / get togethers / inclusion	17	5.0	<ul style="list-style-type: none"> Creigiau is a wonderful village but it does lack a cafe/meeting place in the day. The local pub is not inviting. Any opportunity to support mums/young families with a child friendly place e.g. Bethan's teas rooms. I have found the council useful when seeking support, however until I attended I was unaware of most work undertaken. It would be helpful to have an ATM in the village (not just in Spar). -PCC could raise its profile by hosting a coffee morning occasionally - perhaps on a Saturday morning so younger residents like me who work in the week could pop in - if made and event - cake sale for charity or similar it should attract interest. - I'm concerned about the volume of traffic using Pentyrch as a 'cut through' from Llantrisant Road to A470, especially in light of all the new housing development.
Village Services / Amenities	17	5.0	<ul style="list-style-type: none"> Permanent doctor's surgery. More small shops. Train / tram station. -Safe cycle access to train Taffs Well / Radyr / Llandaff Limit new build developments/keep green spaces. Before the additional housing is built along the A4119, increase the provision of medical care to the community.

Pentyrch Community Council Village Plan 2018

			Before the quarry re-opens, introduce safe haven/passage from the village centre to the recreation field.
Local Information	14	4.1	<ul style="list-style-type: none"> I think being more active and visible on social media would be hugely beneficial. I was unaware until completing this questionnaire that PCC has any Facebook page at all. I think the residents of Pentyrch and the surrounding areas are very willing to help and participate in rubbish collections for example but more information should be given to make us more aware. A newspaper like the free Gem for Cowbridge and The Vale would be a wonderful source of information for our villages. You know what's going on and what's coming up.
Post office facilities	12	3.5	<ul style="list-style-type: none"> There is no post office in Pentyrch The precept is too high already without increasing it to cut grass etc. unless the general rates were reduced by the same amount.
Quarry	11	3.2	<ul style="list-style-type: none"> As the re-opening of Creigiau Quarry is imminent, please make Pant y Gored Road (from Pant y Gored Farm to Creigiau village) a one way system, it would solve a lot of problems, the main one being that P-y-G Road is too narrow to accommodate the quarry lorries. Come in empty through the village, and full out of P-y-G Road, overcoming the bridge weight restriction. Although I don't know how long the bridge near Thornfield will survive the punishment of the lorries.
Love my community	10	2.9	<ul style="list-style-type: none"> I think Pentyrch village is a lovely place to live, it has grown seven or eight times over since I've lived here, but it is still a rural village, and it doesn't want to grow anymore!! It has a great deal going for it, pubs, restaurants, shops, pharmacy, tea room, great sporting facilities, I could go on. I think the majority of the residents appreciate and respect what they have here & realise how lucky they are to live here.
CCTV / speed cameras	9	2.6	<ul style="list-style-type: none"> A high speed camera is needed on Heol Goch Hill. Bus more frequent. Bus shelter should be a priority for Cefn Bychan at the lay by store in winter it is dreadful standing there.
Welsh Language	8	2.3	

Pentyrch Community Council Village Plan 2018

			<ul style="list-style-type: none"> I feel so fortunate to live in such a beautiful, friendly area. I would like to see Welsh being used a lot more and the waste collections lead by the Council.
Misc.	42	12.5	<ul style="list-style-type: none"> Need better mobile phone signal - very poor signal for all major networks in house in park-y-bryn. Drinking fountains around the village and rec in Creigiau. The PCC needs to sell itself to the community before anyone believes it is capable of producing a genuine village plan that will benefit everyone.
Total Respondents	343	-	

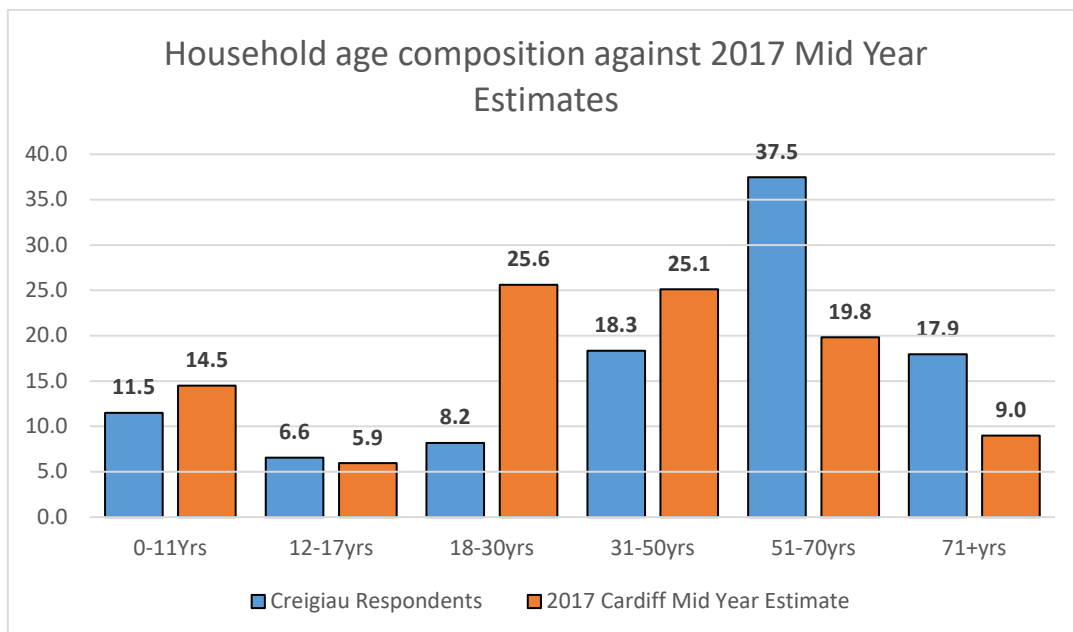
Individual Village Profiles

Creigiau – 307 Responses

Q2. What is the preferred language in your household?

	No.	%
English	262	87.9
Welsh	28	9.4
Other	8	2.7
Total	298	100.0

Q3. Please enter the age for each person in your household in the appropriate age category.



Q4. Does anyone in your household have any additional needs?

	No.	%
Mobility difficulties	33	51.6
Hearing impairment	29	45.3
Visual impairment	12	18.8
Mental health difficulties	10	15.6
Other	10	15.6
Total Respondents	64	-

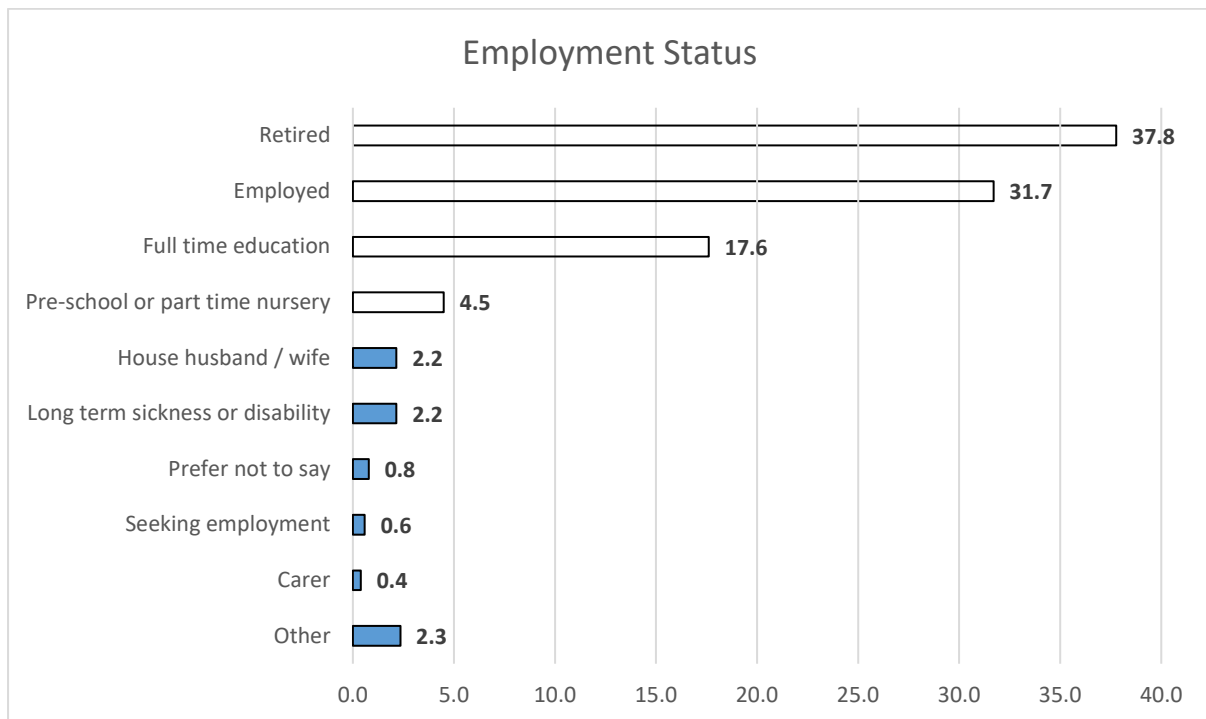
Q5. Are there enough facilities in the PCC area to meet the needs of residents with additional needs?

	No.	%
Yes	25	9.6
No	39	15.0
Not sure	196	75.4
Total	260	100.0

Q6. How long have your family lived in the PCC area?

	No.	%
0-2yrs	20	6.6
3-10yrs	35	11.6
11-20yrs	54	17.9
21+yrs	193	63.9
Total	302	100.0

Q7. Please provide the occupational status for each person in your household?



Pentyrch Community Council

Q8. Do you know who the Pentyrch Community Councillors for your village are?

	No.	%
Yes	124	41.1
No	178	58.9
Total	302	100.0

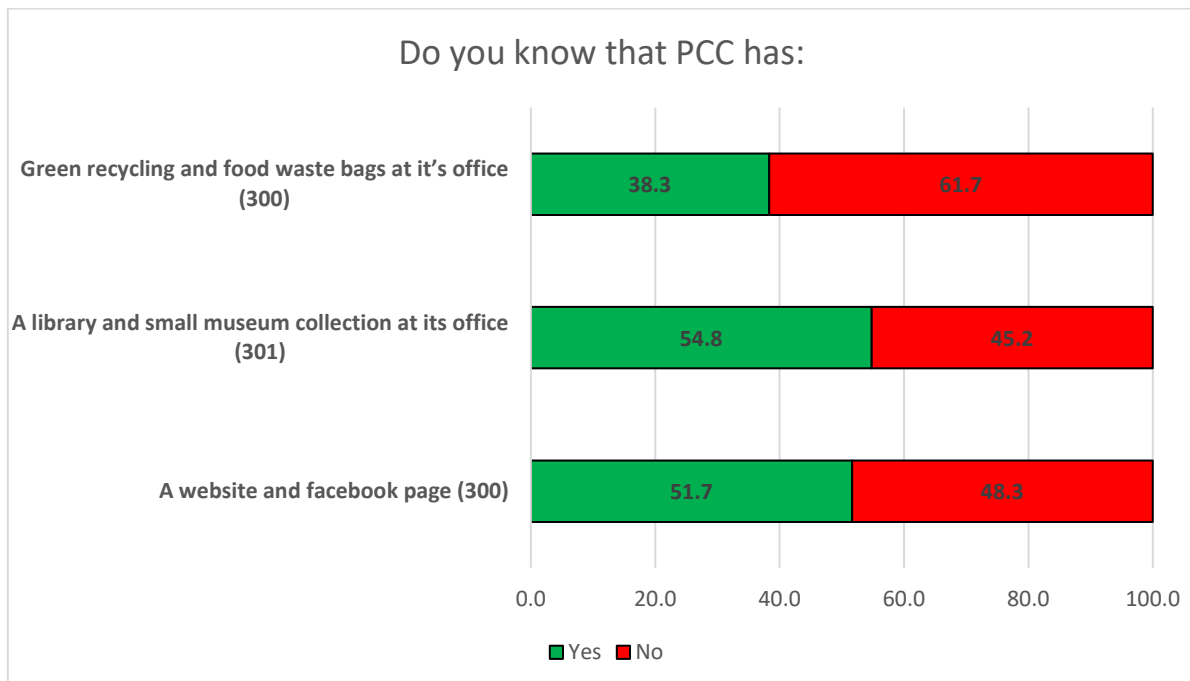
Q9. Do you know where the PCC office is?

	No.	%
Yes	168	55.3
No	136	44.7
Total	304	100.0

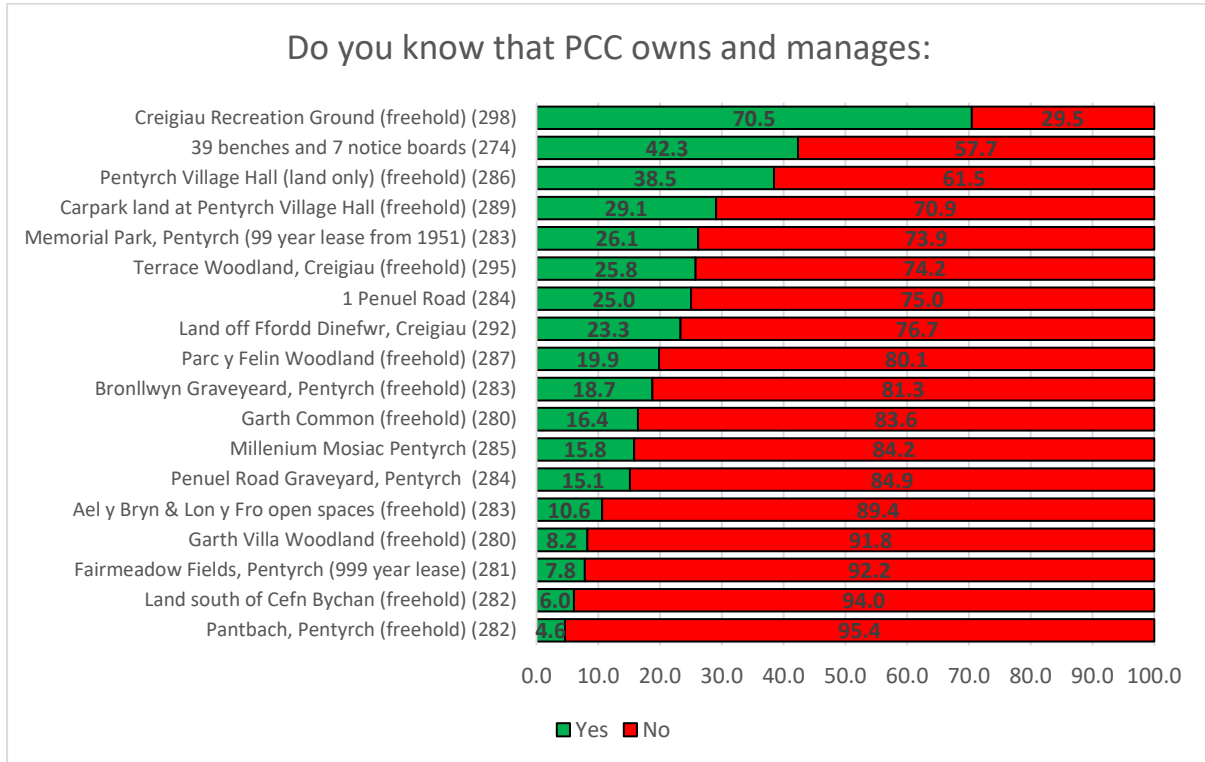
Q10. Have you ever visited the PCC offices?

	No.	%
Yes	67	22.2
No	235	77.8
Total	302	100.0

Q11. Do you know that PCC has:



Q12. Do you know that PCC owns and manages:



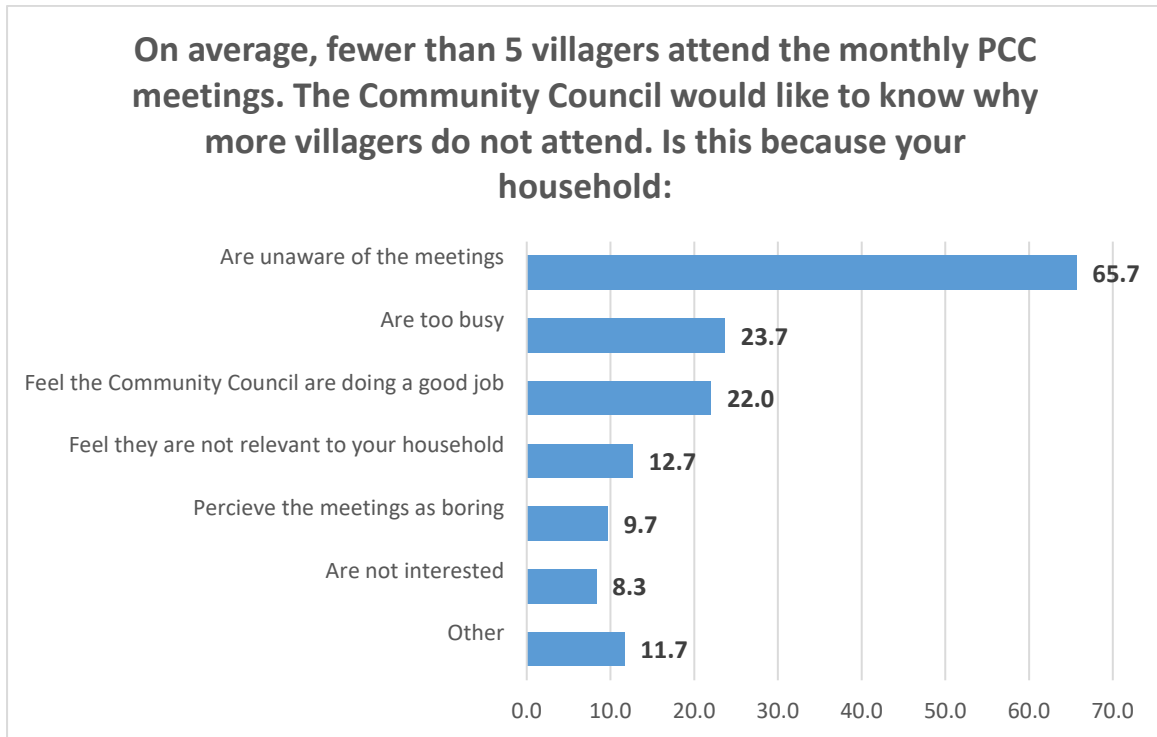
Q13. Are you aware of how PCC reaches its decisions?

	No.	%
Yes	73	24.4
No	226	75.6
Total	299	100.0

Q14. If you needed to contact PCC, which of the following forms of communication would you prefer to use?

	No.	%
Email	210	69.8
Telephone	145	48.2
In Person	90	29.9
Letter	56	18.6
Facebook	28	9.3
Twitter	8	2.7
Other	6	2.0
Total Respondents	301	-

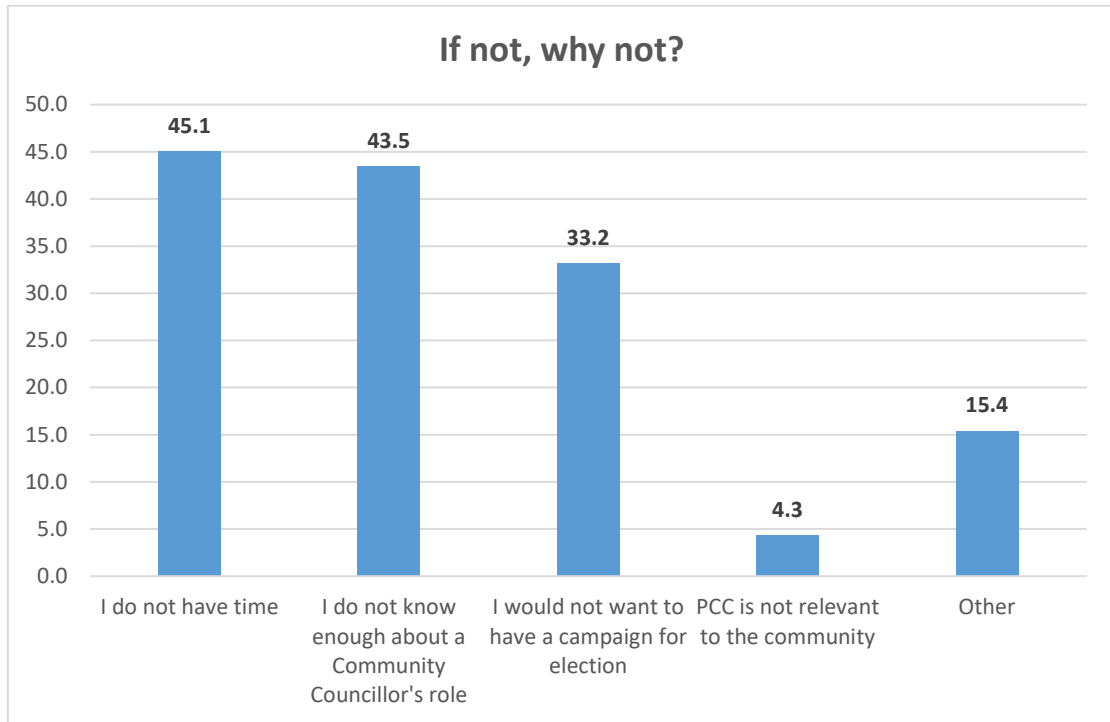
Q15. On average, fewer than 5 villagers attend the monthly PCC meetings. The Community Council would like to know why more villagers do not attend.



Q16. Would you consider standing for election for PCC?

	No.	%
Yes	25	8.2
No	280	91.8
Total	305	100.0

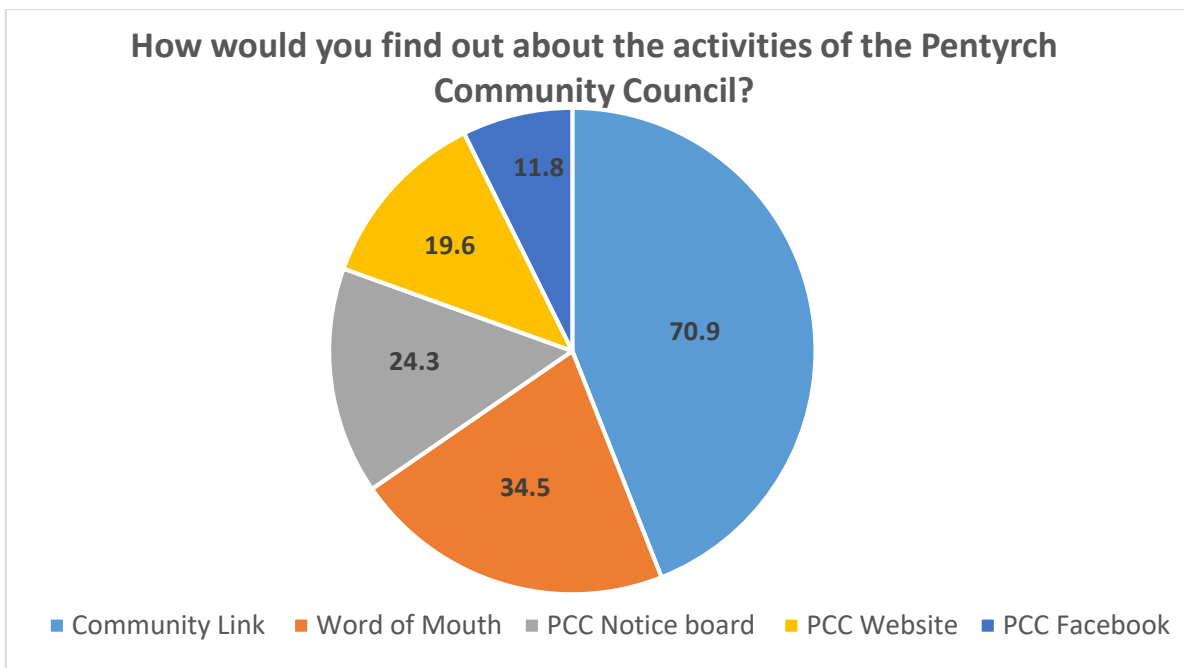
If not, why not?



Q17. Do you think the PCC does enough to keep residents aware of its activities?

	No.	%
Yes	108	38.2
No	175	61.8
Total	283	100.0

Q18. How would you find out about activities of the Pentyrch Community Council?



Q21. Do you know who the Community Councillor for your village is?

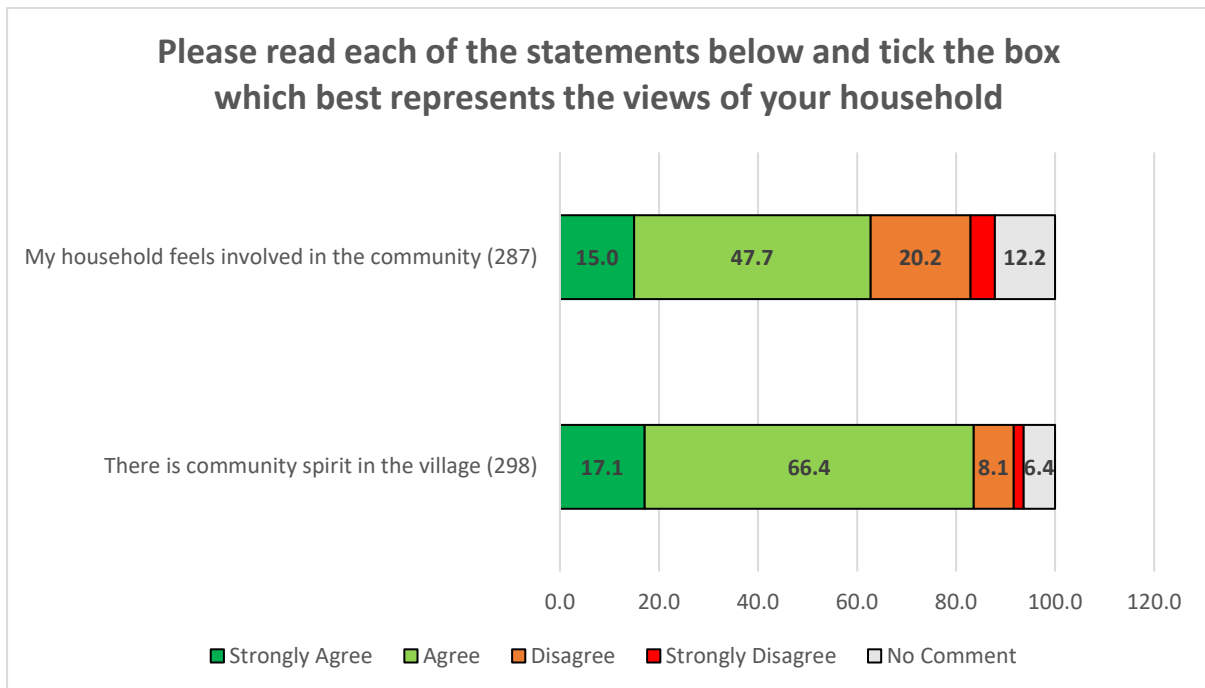
	No.	%
Yes	136	45.2
No	165	54.8
Total	301	100.0

The Wider Community

Q22. How does your household find out what is happening in the community?

	No.	%
Community Link	236	78.7
Word of Mouth	165	55.0
Notice Boards	83	27.7
Save Creigiau Facebook	46	15.3
Schools	41	13.7
In Cardiff Magazine	30	10.0
PCC Website	24	8.0
Cardiff CC Website	19	6.3
PCC Facebook	14	4.7
Twitter	7	2.3
Neighbourhood Watch	6	2.0
PACT Meetings	6	2.0
We Love Gwaelod Facebook	0	0.0
Other	29	9.7
Total Respondents	300	-

Q24. Please read each of the statements below and tick the box which best represents the views of your household

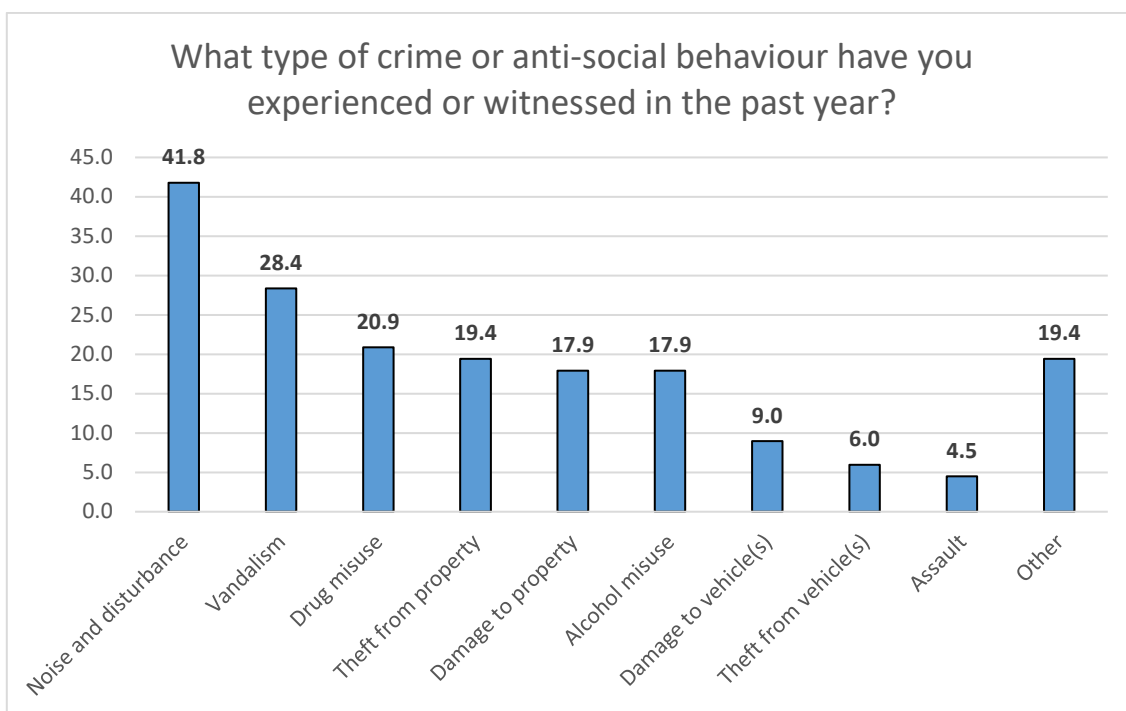


Crime / Vandalism / Anti-Social Behaviour

Q25. Have you ever experienced or witnessed any crime or anti-social behaviour in your community over the past year?

	No.	%
Yes	69	22.5
No	238	77.5
Total	307	100.0

Q26. What type of crime or anti-social behaviour have you experienced or witnessed in the past year?



Q27. Did you report the crime or anti-social behaviour?

	No.	%
Yes	29	44.6
No	36	55.4
Total	65	100.0

Q28. Do you feel safe walking around your village during the day?

	Creigiau Respondents		Ask Cardiff 2017	
	No.	%	No.	%
Yes	299	99.3	5,187	95.5
No	2	0.7	245	4.5
Total	301	100.0	5,432	100.0

Q29. Do you feel safe walking around your village after dark?

	Creigiau Respondents		Ask Cardiff 2017	
	No.	%	No.	%
Yes	266	90.8	3,628	66.9
No	27	9.2	1,792	33.1
Total	293	100.0	5,420	100.0

Q30. Do you feel safe in your own home during the day?

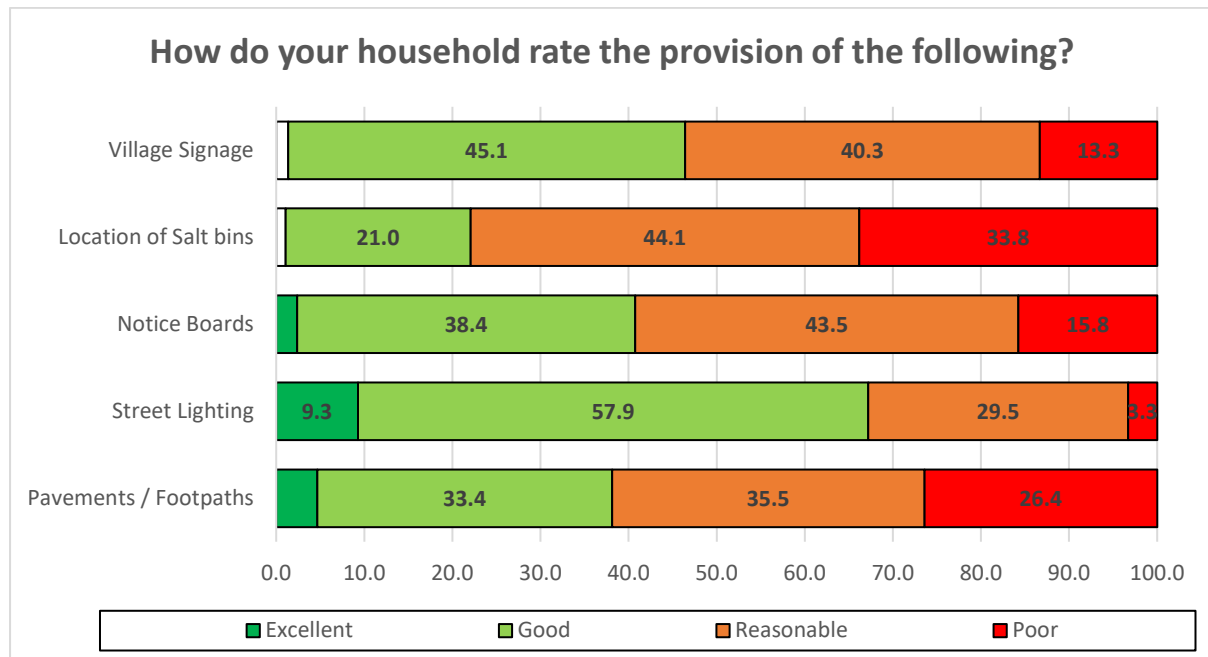
	Creigiau Respondents		Ask Cardiff 2017	
	No.	%	No.	%
Yes	297	98.7	5,328	98.0
No	4	1.3	108	2.0
Total	301	100.0	5,436	100.0

Q31. Do you feel safe in your own home after dark?

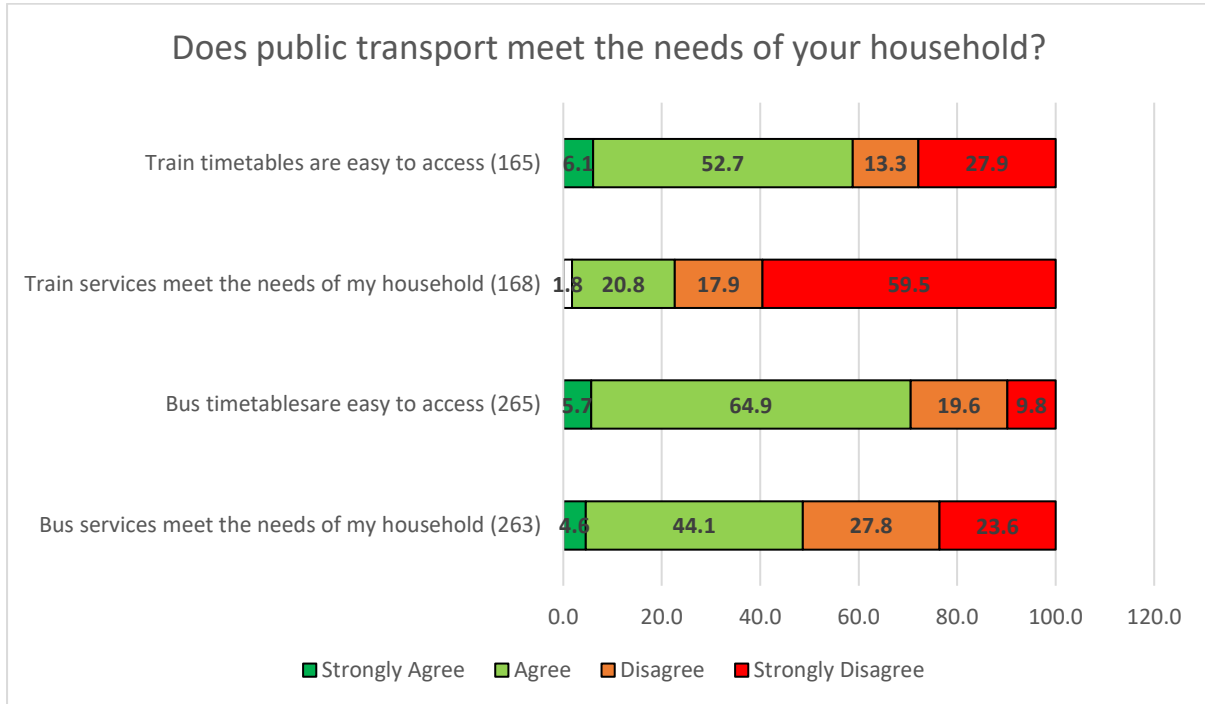
	Creigiau Respondents		Ask Cardiff 2017	
	No.	%	No.	%
Yes	296	98.0	4,786	88.2
No	6	2.0	643	11.8
Total	302	100.0	5,429	100.0

Transport / Traffic

Q33. How do your household rate the provision of the following?



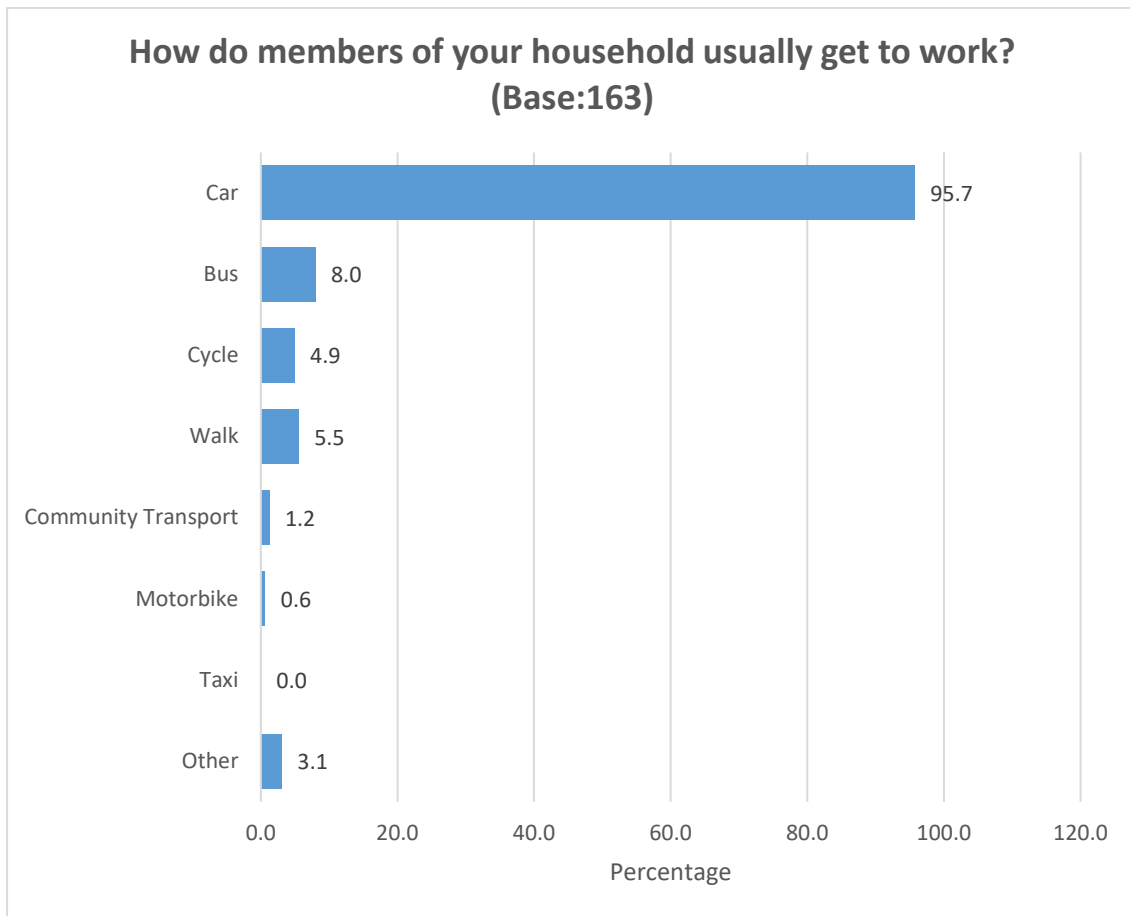
Q34. Does public transport meet the needs of your household?

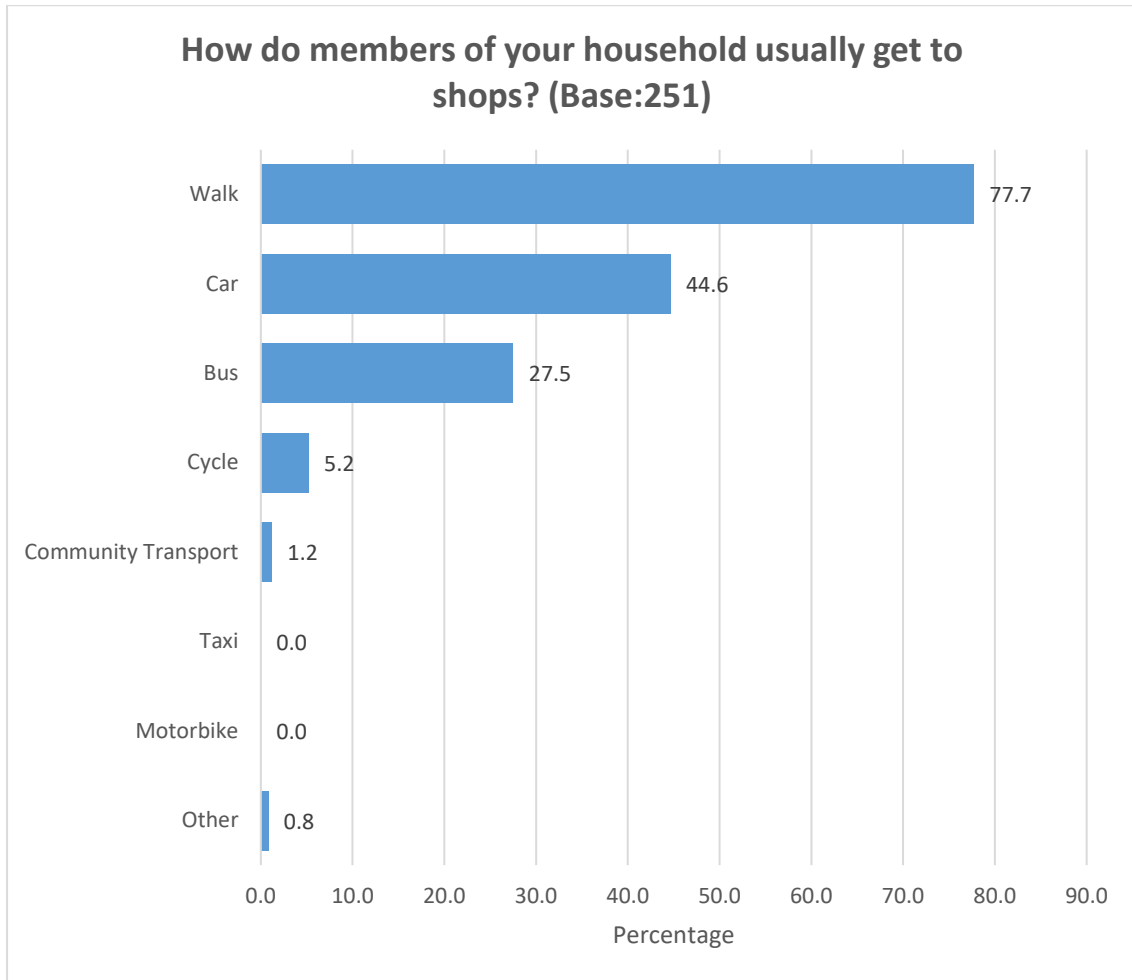


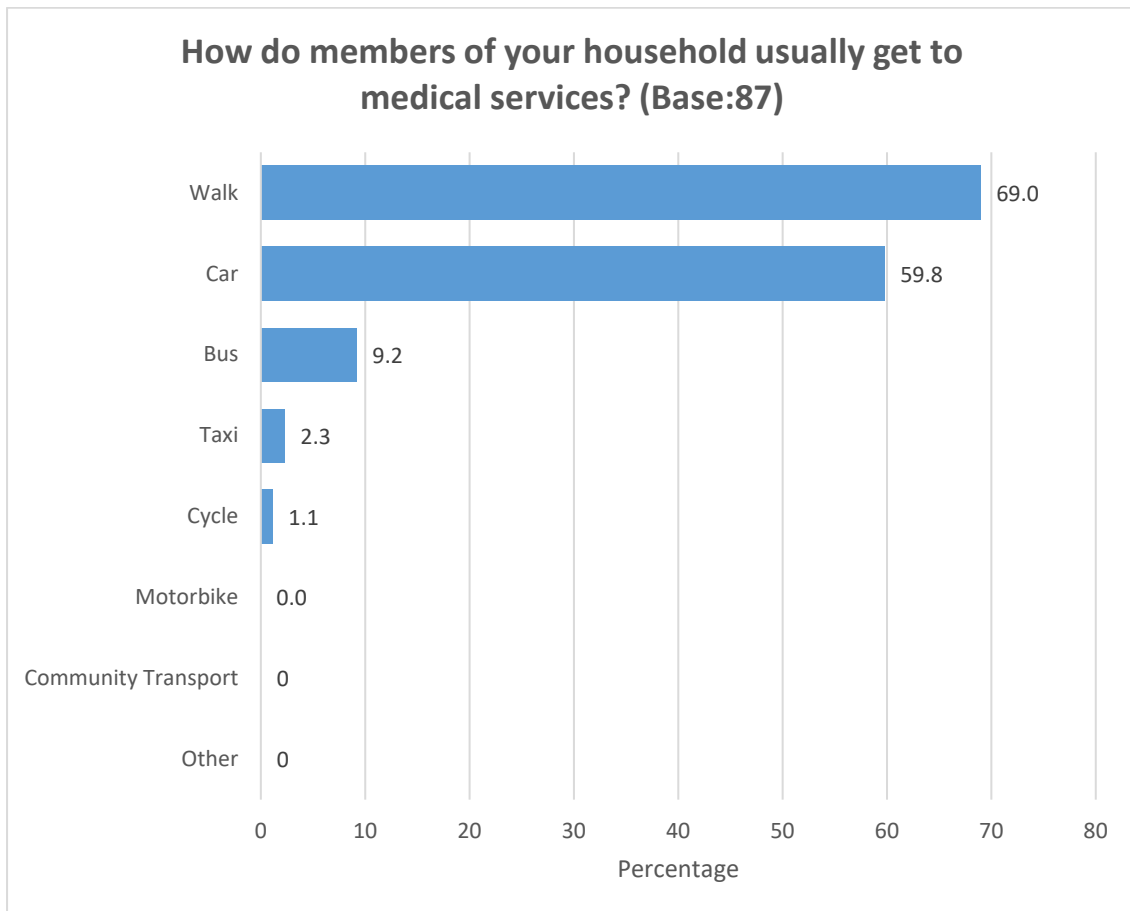
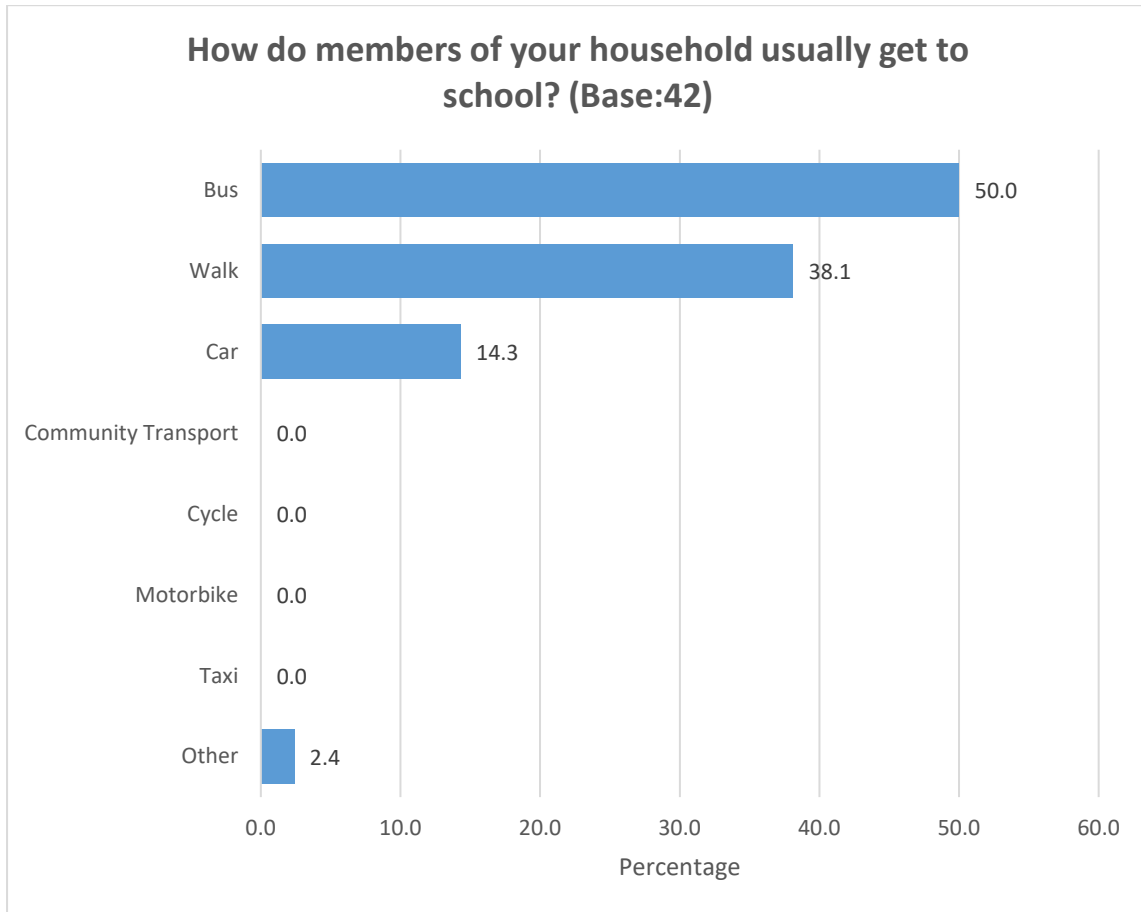
Q35. Should Gwaelod Y Garth, Creigiau and Pentyrch be able to use Rover Tickets 7 days / week and all tickets be at the same price as Cardiff Bus?

	No.	%
Yes	186	99.5
No	1	0.5
Total	187	100.0

Q36. How do members of your household usually get to work, shops or access medical services?







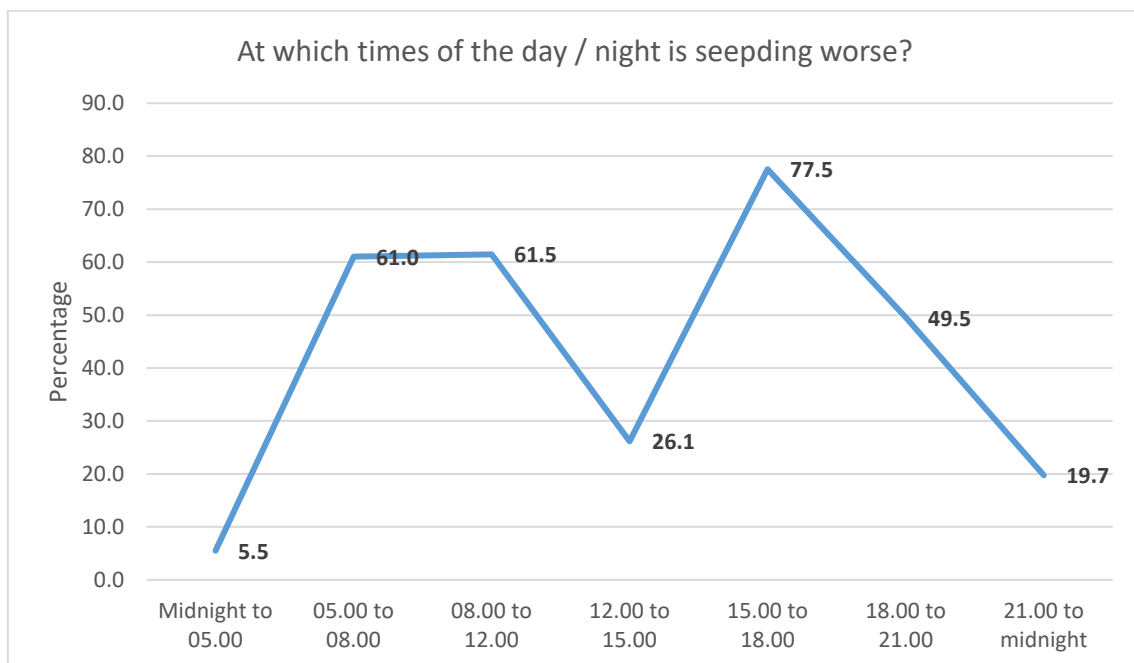
Q37. Is speeding traffic a problem in the community area?

	No.	%
Yes	228	75.7
No	73	24.3
Total	301	100.0

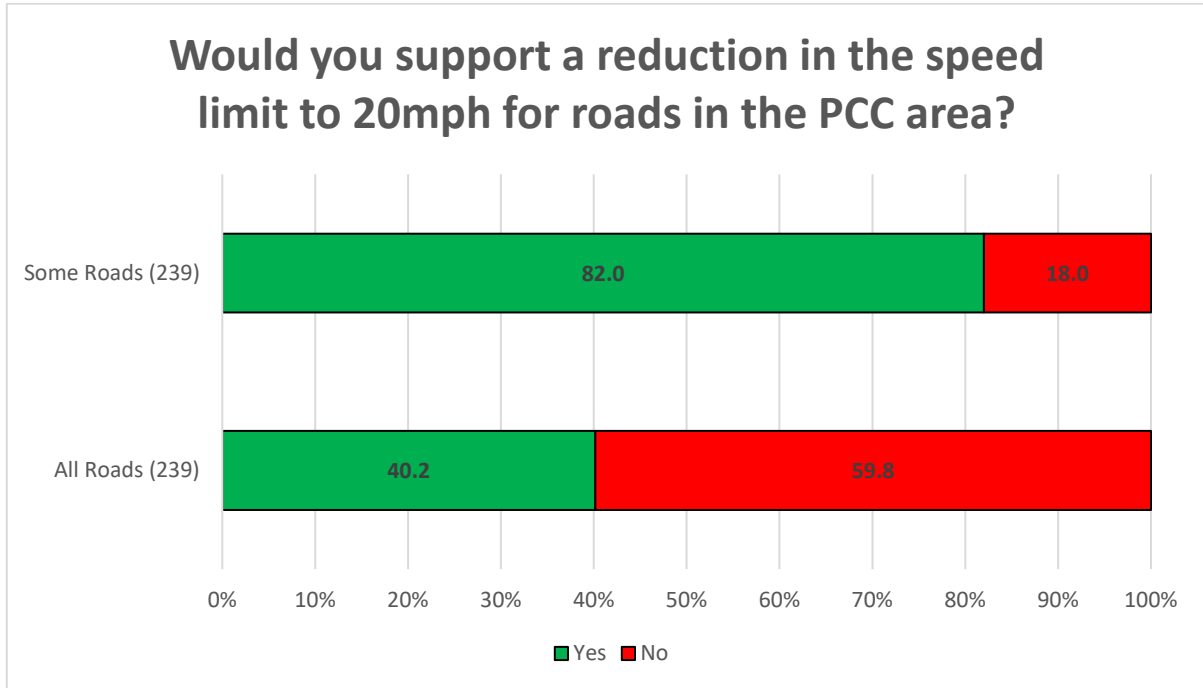
If yes, where does it mainly occur?

	No.	%
Cardiff Road, Creigiau	202	90.2
Tynant Road, Creigiau	132	58.9
Llantrisant Road, Creigiau	118	52.7
Heol Pant Y Gored, Creigiau	85	37.9
Heol Pant Y Gored, Pentyrch	18	8.0
Heol Goch, Gwaelod Y Garth / Pentyrch	6	2.7
Bronllwyn, Pentyrch	5	2.2
Heol Y Pentre, Pentyrch	3	1.3
Bronhaul, Pentyrch	2	0.9
Church Road, Pentyrch	2	0.9
Lon y Fro, Pentyrch	2	0.9
Main Road, Gwaelod Y Garth	1	0.4
Heol Berry, Gwaelod Y Garth	0	0.0
Other (please specify)	21	9.4
Total Respondents	224	-

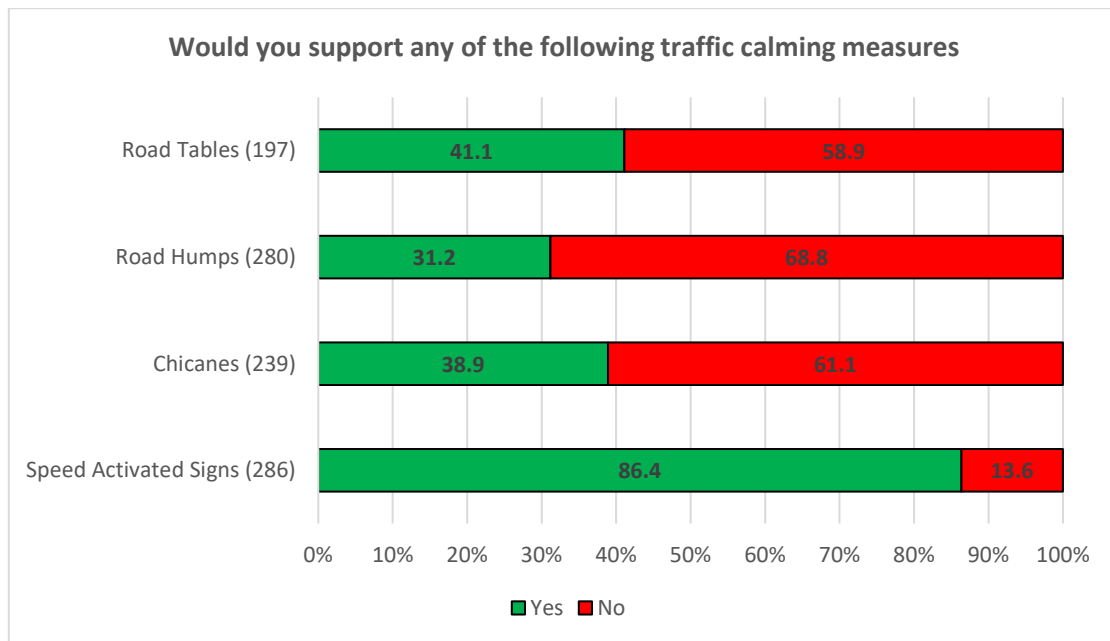
Q38. At which times of the day / night is speeding worse?



Q39. Would you support a reduction in the speed limit to 20mph for roads in the PCC area?



Q40. Would you support any of the following traffic calming measures?



Q41. As a pedestrian, cyclist or horse rider, do you feel safe on the village roads?

	No.	%
Yes	147	60.5
No	96	39.5
Total	243	100.0

Q42. Are there locations in our community that would benefit from safer crossing points for pedestrians?

	No.	%
Yes	143	49.7
No	44	15.3
Don't Know	101	35.1
Total	288	100.0

Recreation and Leisure Facilities

Q43. Should extra space in the PCC area be allocated to outdoor sporting and recreation activities?

	No.	%
Yes	112	45.0
No	40	16.1
Not Sure	97	39.0
Total	249	100.0

Q45. If there were dedicated pedestrian and cycle routes from Creigiau, through Pentyrch and Gwaelod Y Garth, to the Taff Trail, would your household use it?

	No.	%
Yes, commuting to work	40	13.3
Yes, recreational use	212	70.4
No	82	27.2
Total Respondents	301	-

Q46. If there were dedicated pedestrian and cycle routes from Talbot Green to Creigiau to Llandaff, would your household use it?

	No.	%
Yes, commuting to work	35	11.7
Yes, recreational use	207	69.2
No	87	29.1
Total Respondents	299	-

Refuse / Recycling / Energy-Saving Initiatives

Q47. Are the current recycling and waste collections provided by Cardiff Council adequate?

	No.	%
Yes	228	74.5
No	78	25.5
Total	306	100.0

Q48. Would you like communal recycling bins (textiles / plastics etc. to be located in the PCC area?

	No.	%
Yes	139	48.1
No	150	51.9
Total	289	100.0

Q49. Is dog fouling on pavements and public highways a problem in your area?

	No.	%
Yes	141	47.6
No	155	52.4
Total	296	100.0

Q50. Would you be willing to pay a small increase in your precept (the amount of money paid to PCC as part of your council tax) for more dog waste bins to be bought and emptied?

	No.	%
Yes	110	36.9
No	188	63.1
Total	298	100.0

Q51. Would you be willing to pay a small increase in the PCC precept for additional services such as litter collection or grass cutting, if Cardiff Council can no longer provide them?

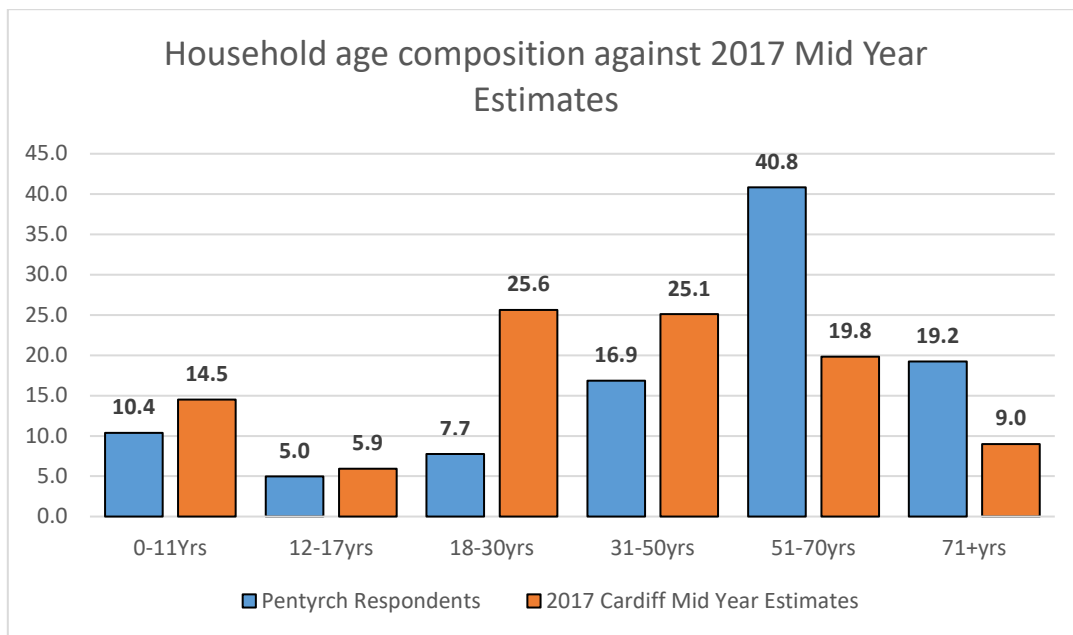
	No.	%
Yes	165	55.0
No	135	45.0
Total	300	100.0

Pentyrch – 336 Responses

Q2. What is the preferred language in your household?

	No.	%
English	291	90.9
Welsh	27	8.4
Other	2	0.6
Total	320	100.0

Q3. Please enter the age for each person in your household in the appropriate age category.



Q4. Does anyone in your household have any additional needs?

	No.	%
Mobility difficulties	43	53.8
Hearing impairment	34	42.5
Visual impairment	8	10.0
Mental health difficulties	6	7.5
Other	9	11.3
Total Respondents	80	-

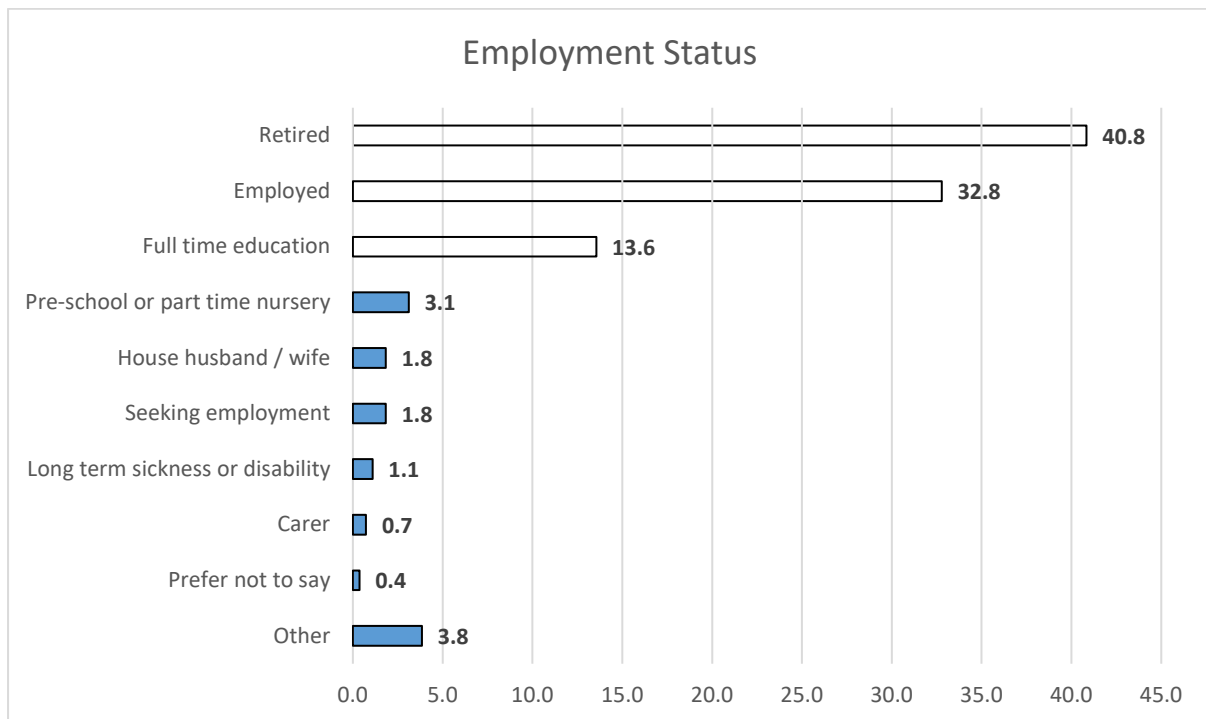
Q5. Are there enough facilities in the PCC area to meet the needs of residents with additional needs?

	No.	%
Yes	32	10.8
No	54	18.3
Not sure	209	70.8
Total	295	100.0

Q6. How long have your family lived in the PCC area?

	No.	%
0-2yrs	35	10.6
3-10yrs	50	15.2
11-20yrs	45	13.7
21+yrs	199	60.5
Total	329	100.0

Q7. Please provide the occupational status for each person in your household?



Pentyrch Community Council

Q8. Do you know who the Pentyrch Community Councillors for your village are?

	No.	%
Yes	184	55.9
No	145	44.1
Total	329	100.0

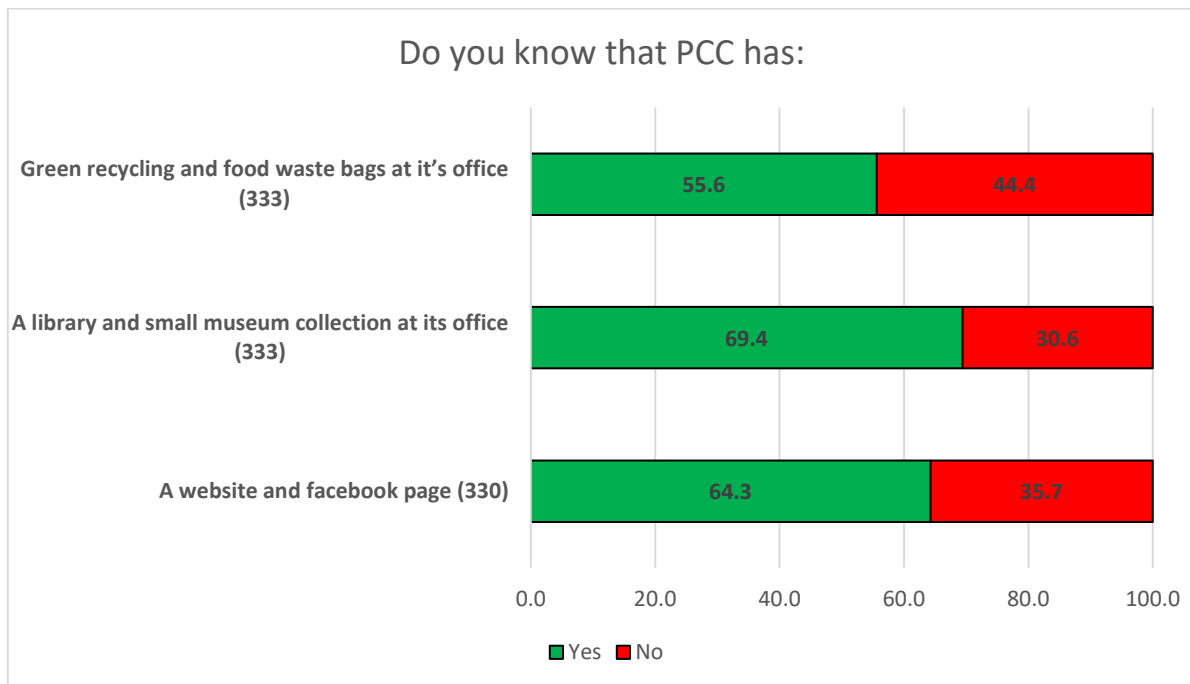
Q9. Do you know where the PCC office is?

	No.	%
Yes	311	93.4
No	22	6.6
Total	333	100.0

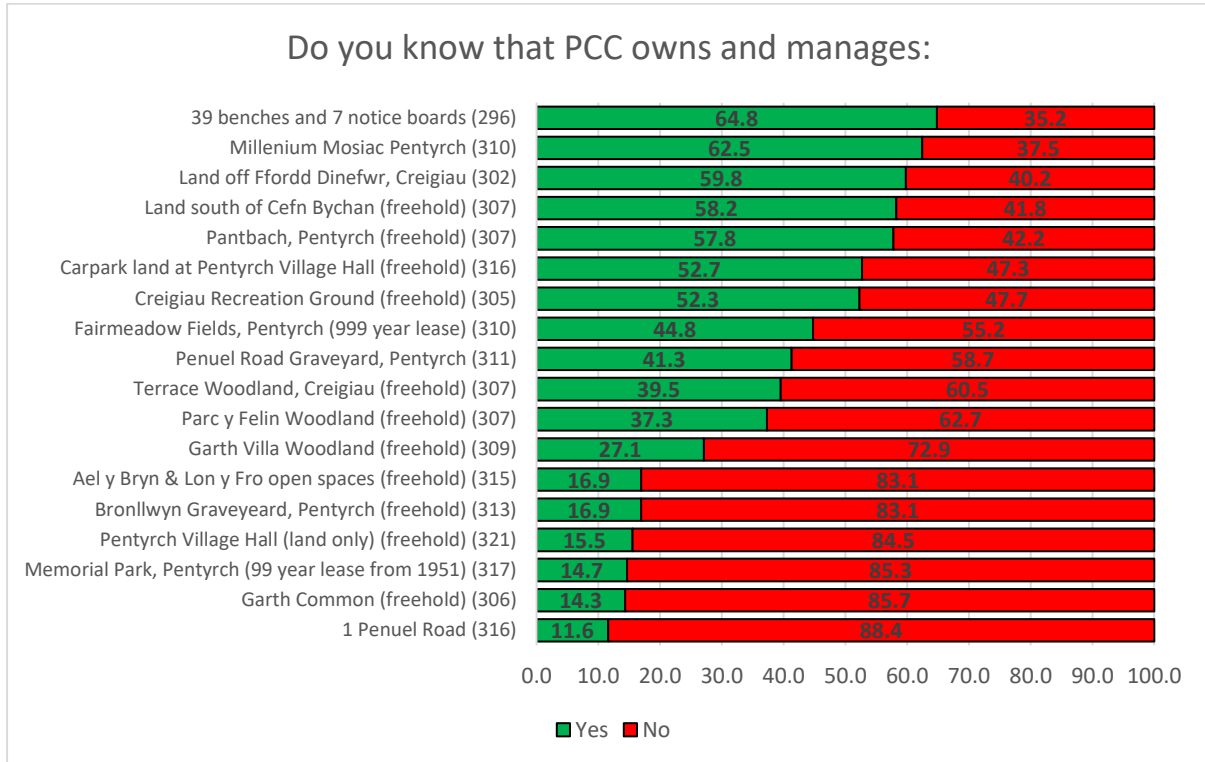
Q10. Have you ever visited the PCC offices?

	No.	%
Yes	186	55.5
No	149	44.5
Total	335	100.0

Q11. Do you know that PCC has:



Q12. Do you know that PCC owns and manages:



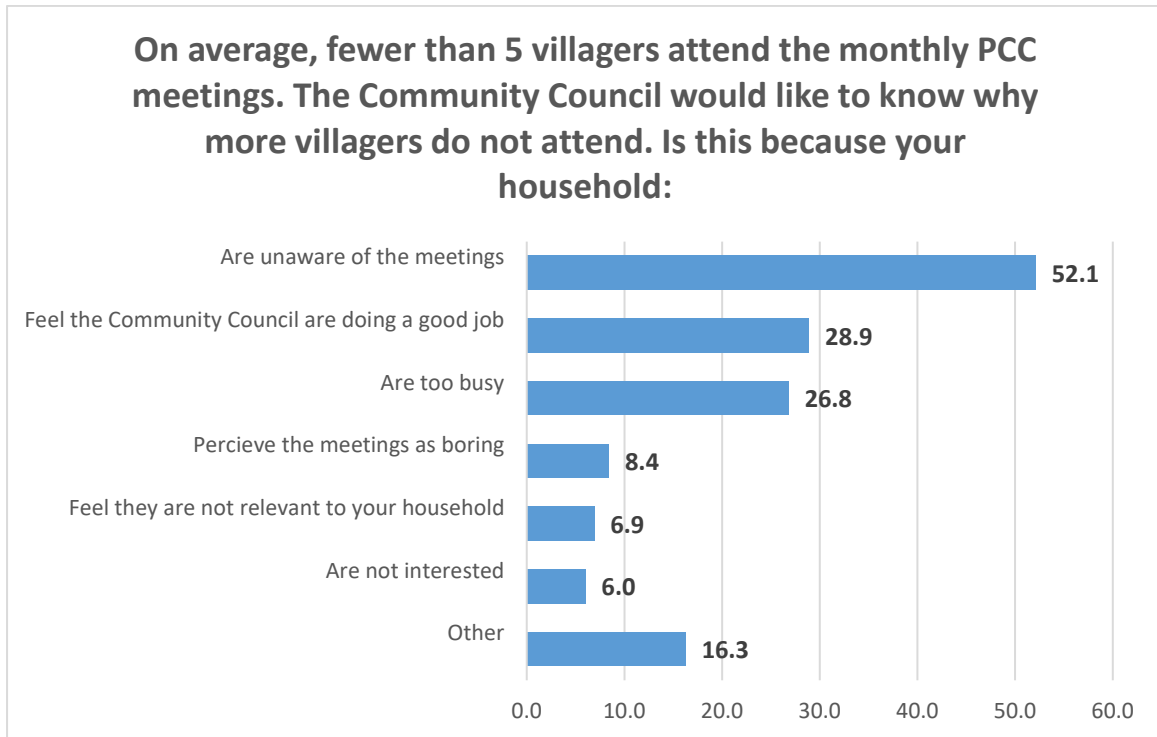
Q13. Are you aware of how PCC reaches its decisions?

	No.	%
Yes	108	32.7
No	222	67.3
Total	330	100.0

Q14. If you needed to contact PCC, which of the following forms of communication would you prefer to use?

	No.	%
Email	204	61.1
In Person	155	46.4
Telephone	151	45.2
Letter	50	15.0
Facebook	46	13.8
Twitter	7	2.1
Other	10	3.0
Total Respondents	334	-

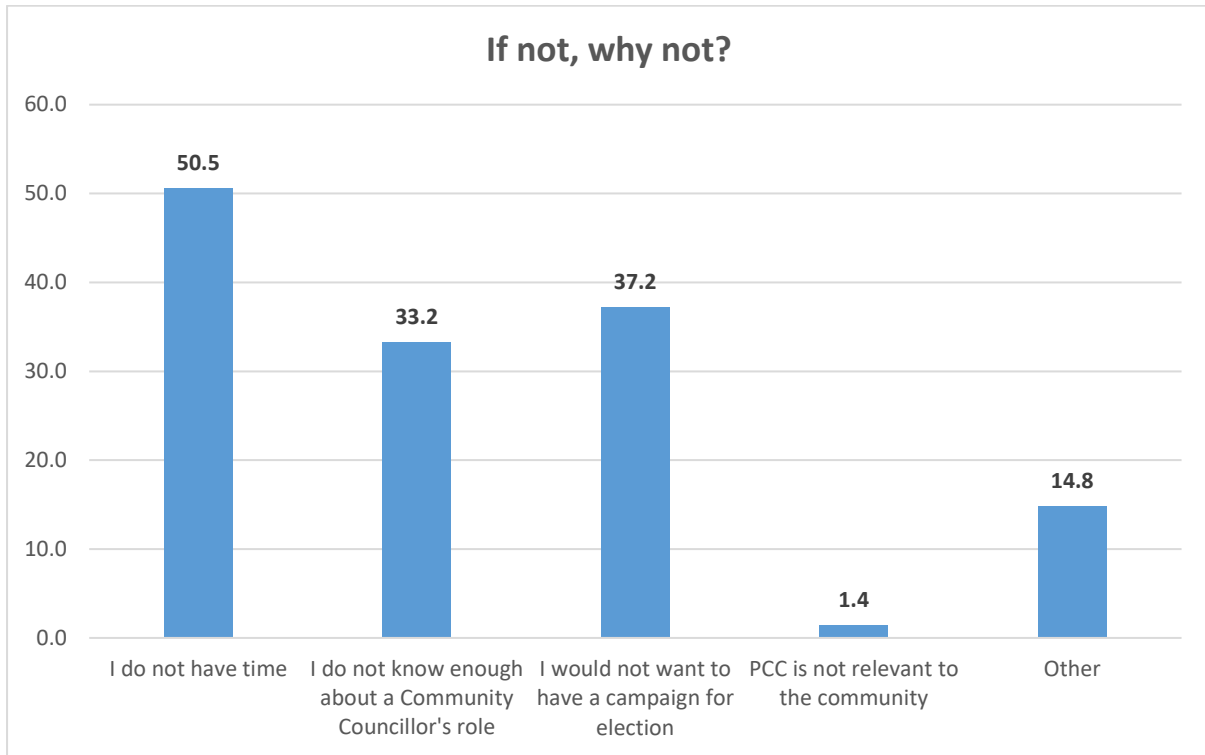
Q15. On average, fewer than 5 villagers attend the monthly PCC meetings. The Community Council would like to know why more villagers do not attend.



Q16. Would you consider standing for election for PCC?

	No.	%
Yes	31	9.3
No	303	90.7
Total	334	100.0

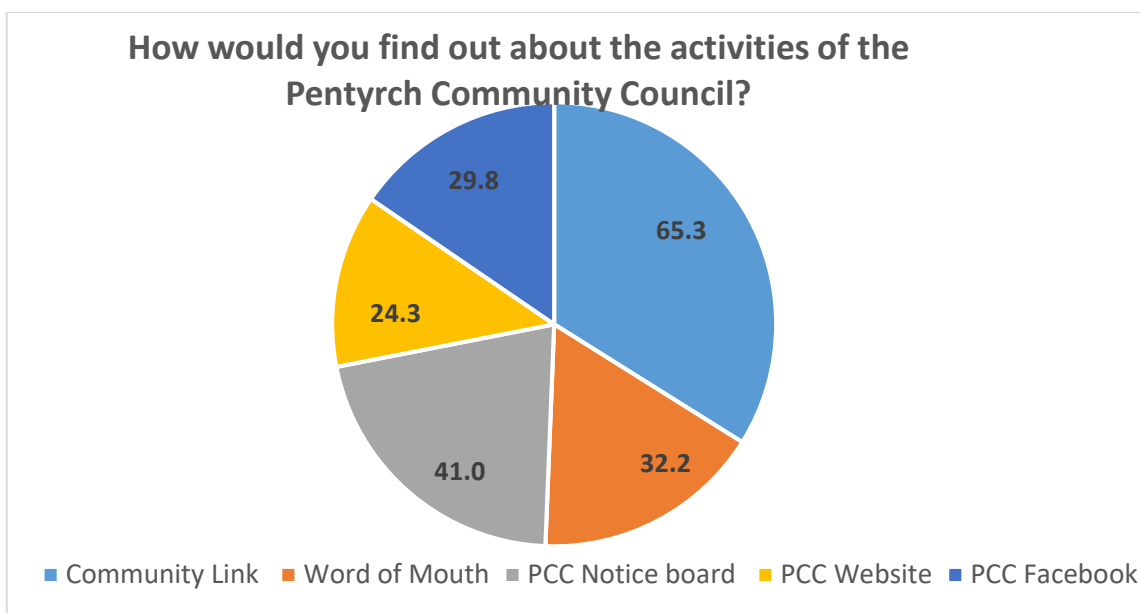
If not, why not?



Q17. Do you think the PCC does enough to keep residents aware of its activities?

	No.	%
Yes	179	56.6
No	137	43.4
Total	316	100.0

Q18. How would you find out about activities of the Pentyrch Community Council?



Q21. Do you know who the Community Councillor for your village is?

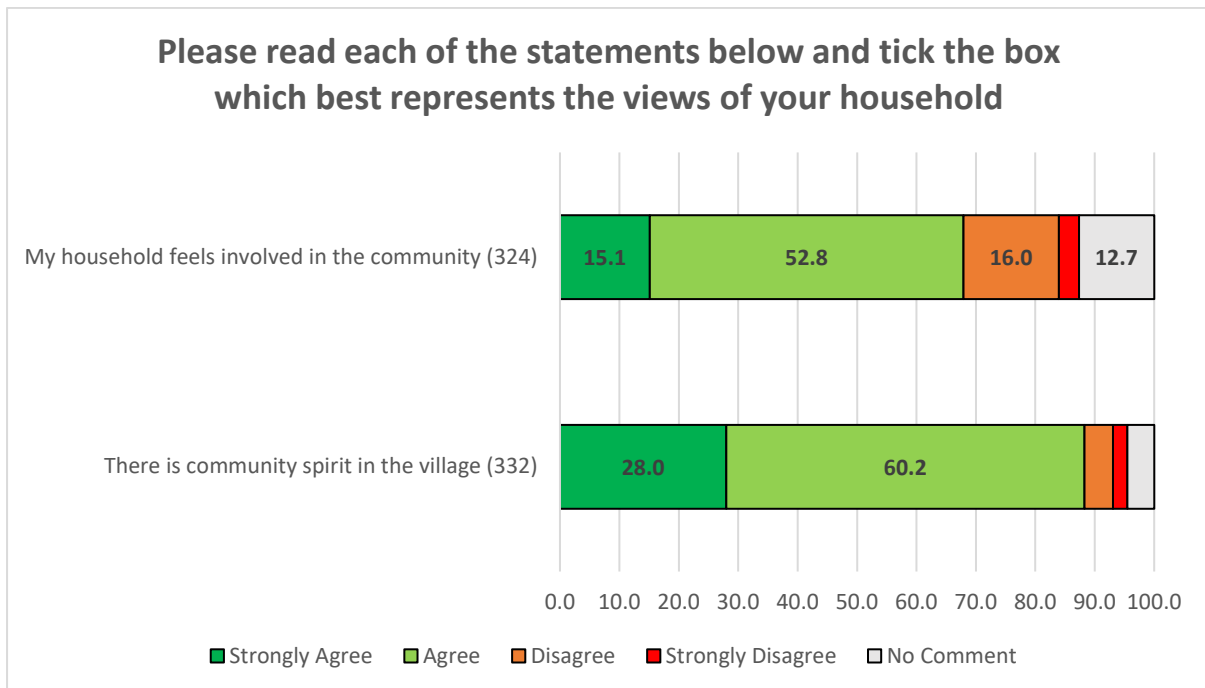
	No.	%
Yes	221	67.6
No	106	32.4
Total	327	100.0

The Wider Community

Q22. How does your household find out what is happening in the community?

	No.	%
Community Link	252	75.4
Word of Mouth	182	54.5
Notice Boards	140	41.9
PCC Facebook	91	27.2
PCC Website	63	18.9
Neighbourhood Watch	29	8.7
Schools	23	6.9
In Cardiff Magazine	22	6.6
Cardiff CC Website	22	6.6
PACT Meetings	9	2.7
Save Creigiau Facebook	6	1.8
We Love Gwaelod Facebook	4	1.2
Twitter	3	0.9
Other	34	10.2
Total Respondents	334	-

Q24. Please read each of the statements below and tick the box which best represents the views of your household



Crime / Vandalism / Anti-Social Behaviour

Q25. Have you ever experienced or witnessed any crime or anti-social behaviour in your community over the past year?

	No.	%
Yes	178	23.7
No	574	76.3
Total	752	100.0

Q26. What type of crime or anti-social behaviour have you experienced or witnessed in the past year?

	No.	%
Noise and disturbance	72	41.6
Vandalism	36	20.8
Damage to property	34	19.7
Drug misuse	30	17.3
Theft from property	26	15.0
Alcohol misuse	22	12.7
Damage to vehicle(s)	20	11.6
Theft from vehicle(s)	15	8.7
Assault	5	2.9
Other	59	34.1
Total Respondents	173	-

Q27. Did you report the crime or anti-social behaviour?

	No.	%
Yes	81	47.1
No	91	52.9
Total	172	100.0

Q28. Do you feel safe walking around your village during the day?

	Pentyrch Respondents		Ask Cardiff 2017	
	No.	%	No.	%
Yes	332	99.1	5,187	95.5
No	3	0.9	245	4.5
Total	335	100.0	5,432	100.0

Q29. Do you feel safe walking around your village after dark?

	Pentyrch Respondents		Ask Cardiff 2017	
	No.	%	No.	%
Yes	302	92.6	3,628	66.9
No	24	7.4	1,792	33.1
Total	326	100.0	5,420	100.0

Q30. Do you feel safe in your own home during the day?

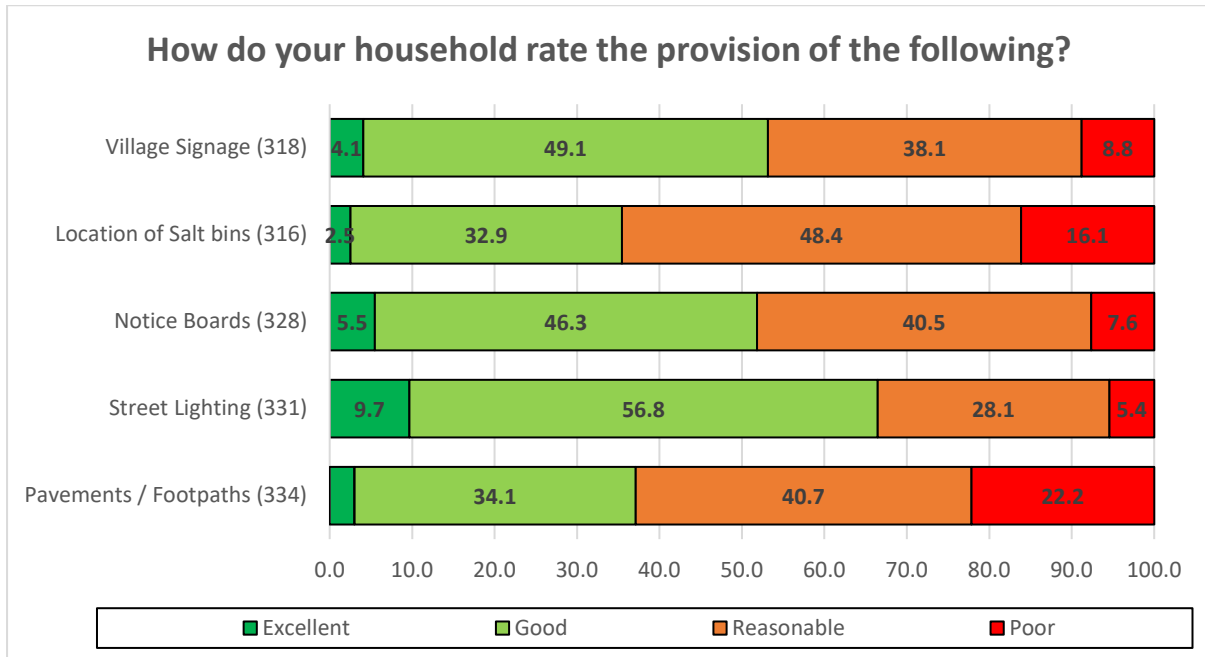
	Pentyrch Respondents		Ask Cardiff 2017	
	No.	%	No.	%
Yes	333	99.7	5328	98.0
No	1	0.3	108	2.0
Total	334	100.0	5,436	100.0

Q31. Do you feel safe in your own home after dark?

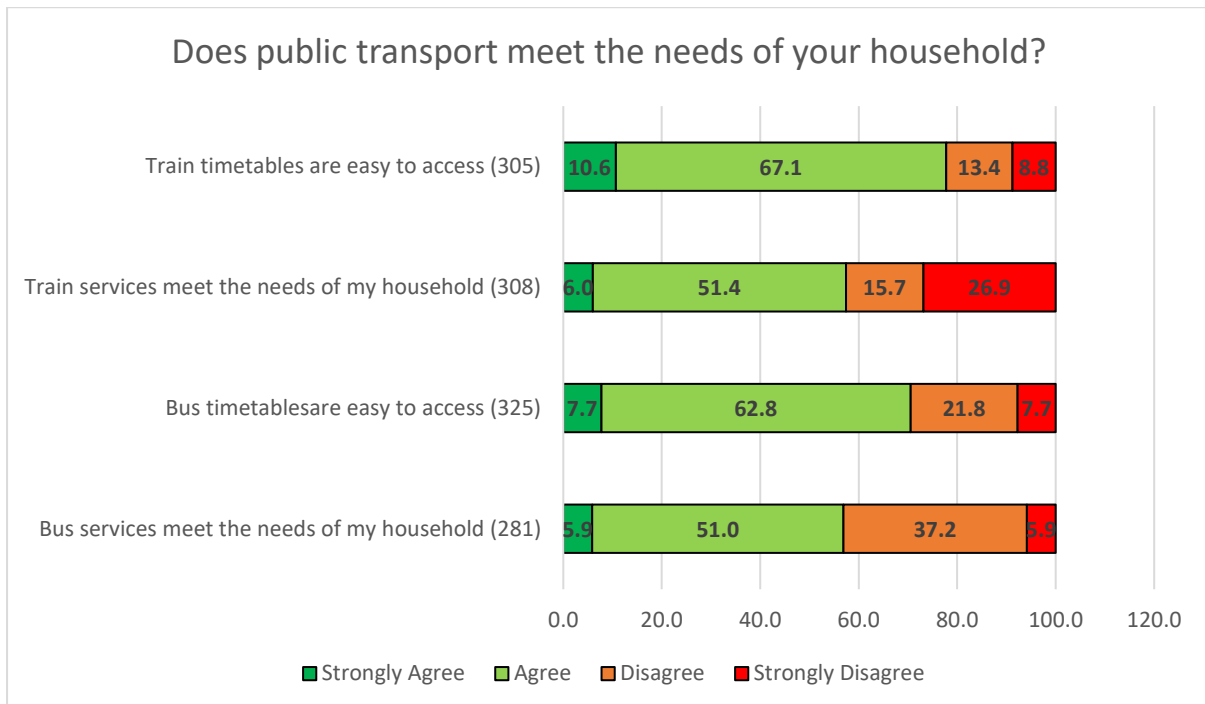
	Pentyrch Respondents		Ask Cardiff 2017	
	No.	%	No.	%
Yes	331	99.4	4,786	88.2
No	2	0.6	643	11.8
Total	333	100.0	5,429	100.0

Transport / Traffic

Q33. How do your household rate the provision of the following?



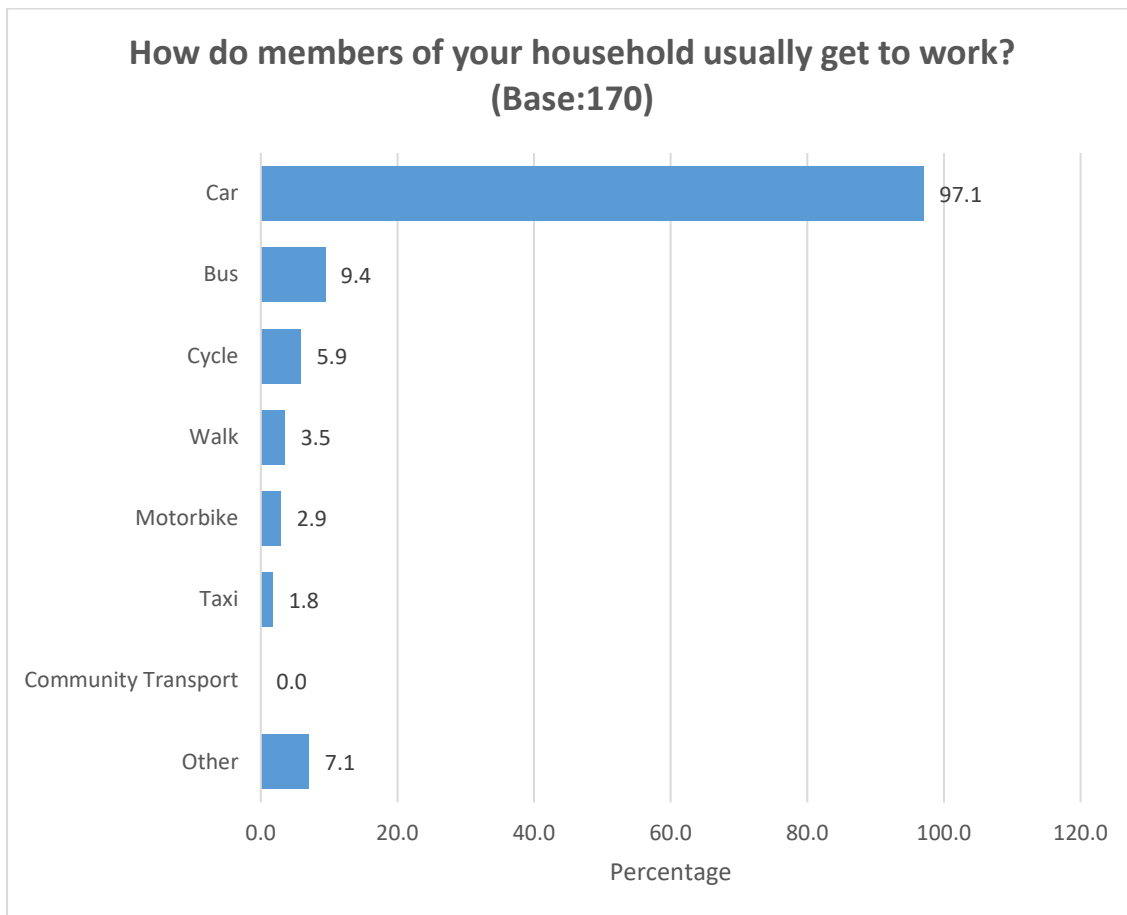
Q34. Does public transport meet the needs of your household?

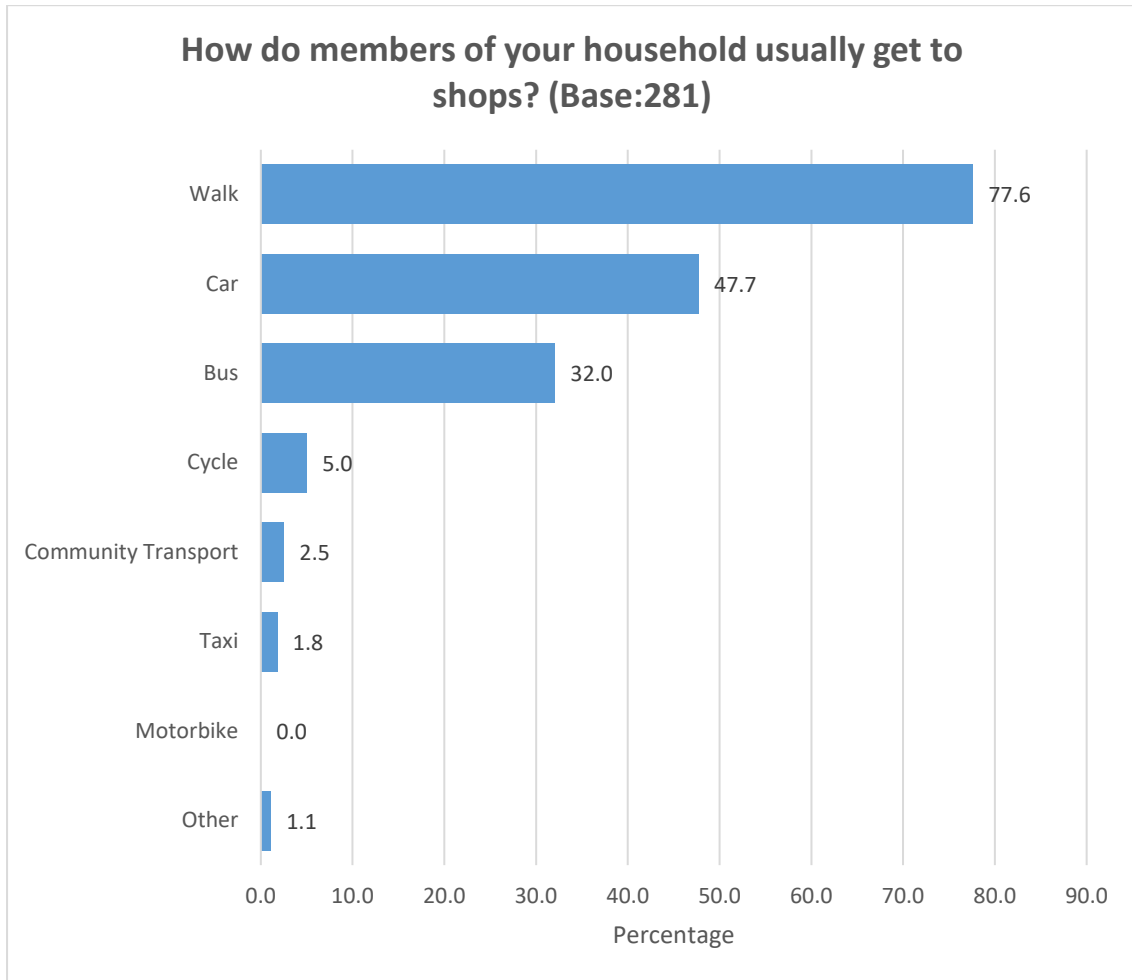


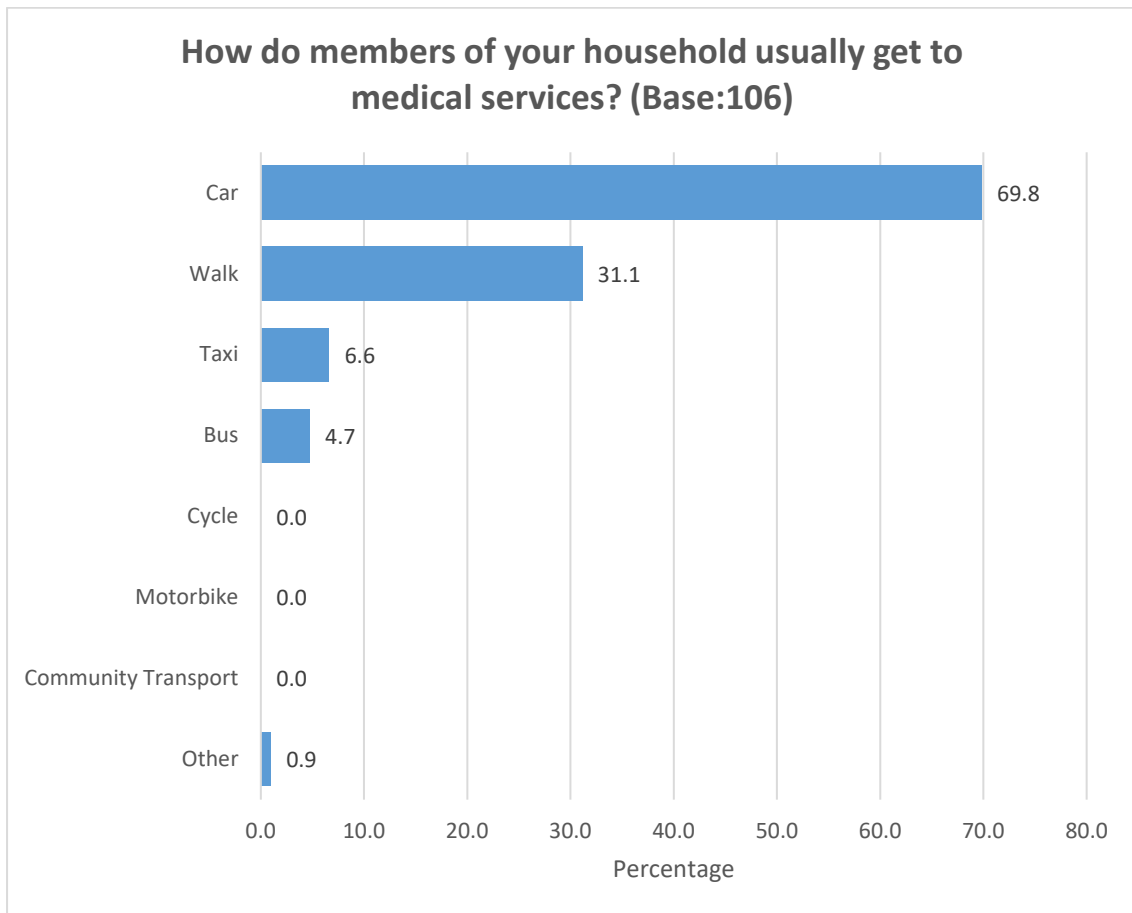
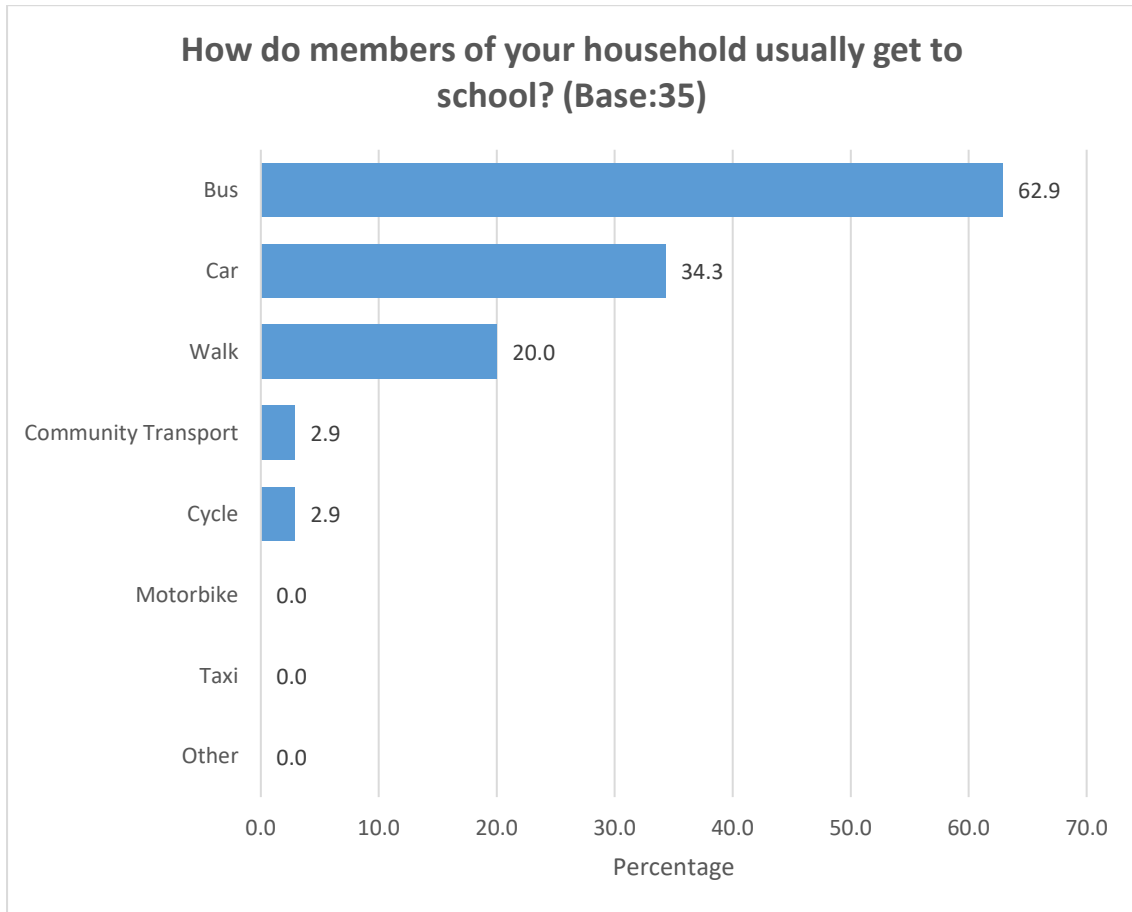
Q35. Should Gwaelod Y Garth, Creigiau and Pentyrch be able to use Rover Tickets 7 days / week and all tickets be at the same price as Cardiff Bus?

	No.	%
Yes	204	98.1
No	4	1.9
Total	208	100.0

Q36. How do members of your household usually get to work, shops or access medical services?







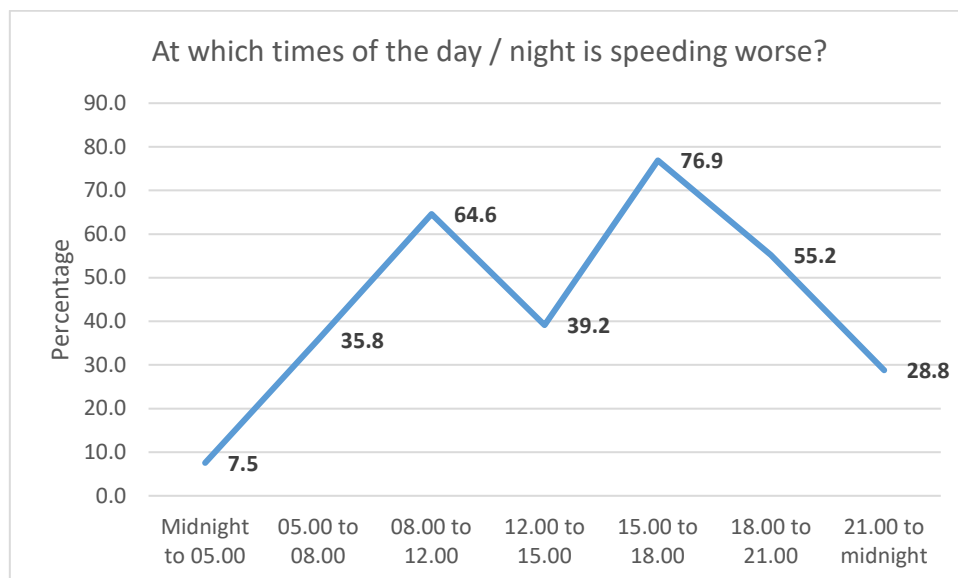
Q37. Is speeding traffic a problem in the community area?

	No.	%
Yes	225	69.0
No	101	31.0
Total	326	100.0

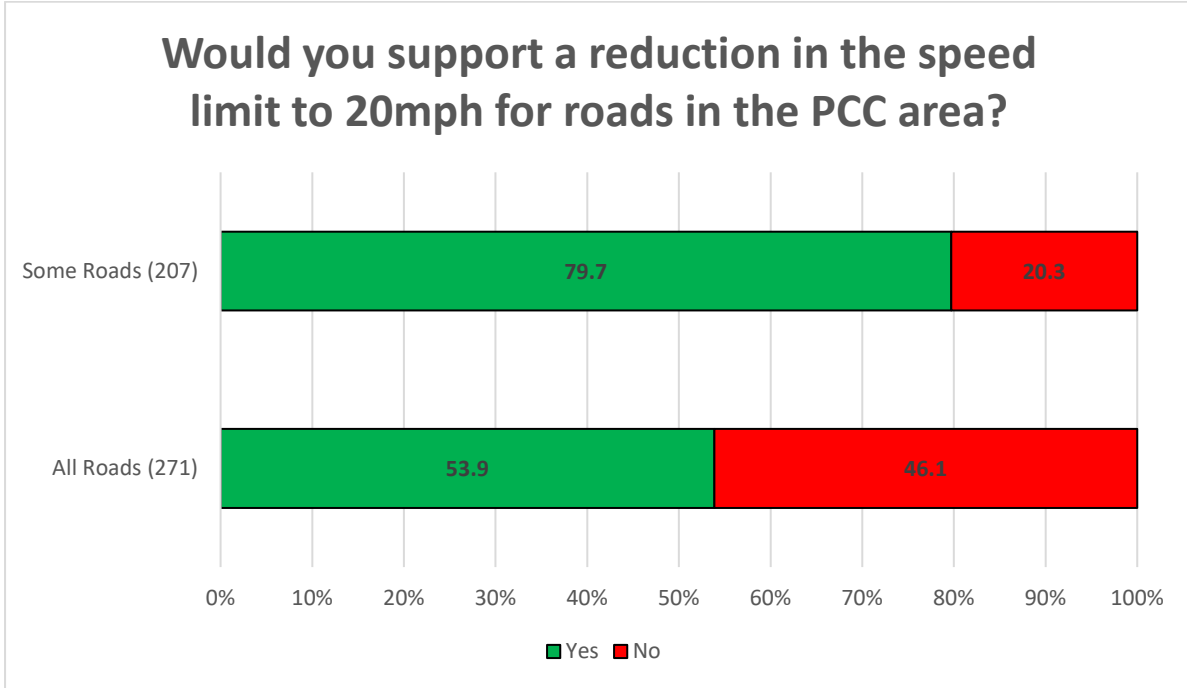
If yes, where does it mainly occur?

	No.	%
Cardiff Road, Creigiau	23	10.3
Tynant Road, Creigiau	14	6.3
Llantrisant Road, Creigiau	24	10.7
Heol Pant Y Gored, Creigiau	37	16.5
Bronllwyn, Pentyrch	106	47.3
Church Road, Pentyrch	109	48.7
Heol Y Pentre, Pentyrch	105	46.9
Heol Goch, Gwaelod Y Garth / Pentyrch	78	34.8
Heol Pant Y Gored, Pentyrch	51	22.8
Lon y Fro, Pentyrch	69	30.8
Bronhaul, Pentyrch	58	25.9
Main Road, Gwaelod Y Garth	11	4.9
Heol Berry, Gwaelod Y Garth	6	2.7
Other (please specify)	36	16.1
Total Respondents	224	-

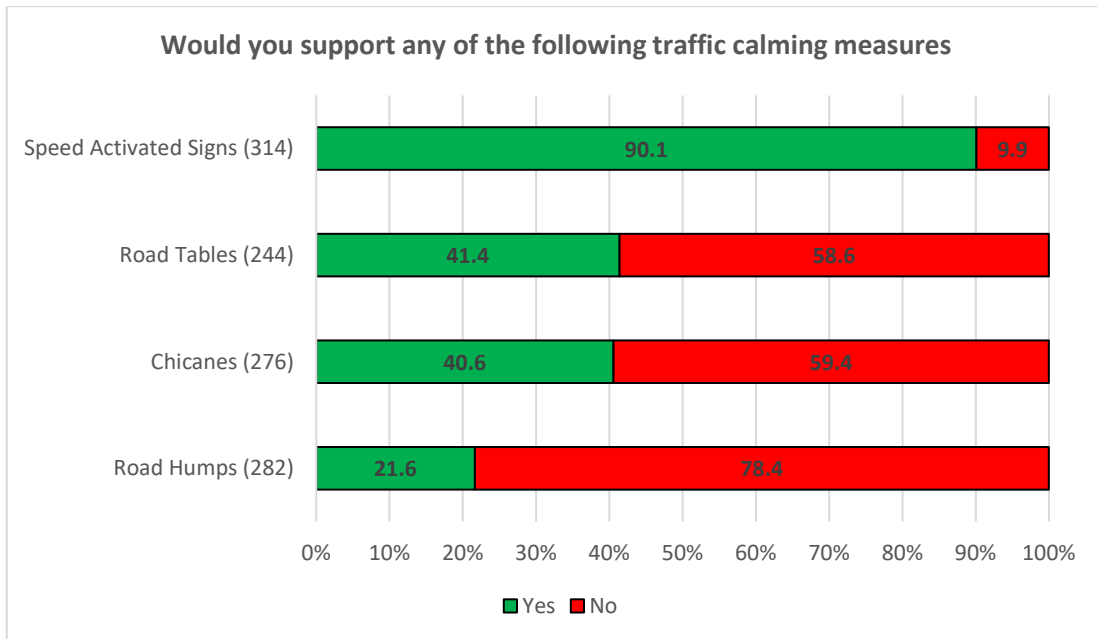
Q38. At which times of the day / night is speeding worse?



Q39. Would you support a reduction in the speed limit to 20mph for roads in the PCC area?



Q40. Would you support any of the following traffic calming measures?



Q41. As a pedestrian, cyclist or horse rider, do you feel safe on the village roads?

	No.	%
Yes	175	66.5
No	88	33.5
Total	263	100.0

Q42. Are there locations in our community that would benefit from safer crossing points for pedestrians?

	No.	%
Yes	154	49.0
No	53	16.9
Don't Know	107	34.1
Total	314	100.0

Recreation and Leisure Facilities

Q43. Should extra space in the PCC area be allocated to outdoor sporting and recreation activities?

	No.	%
Yes	106	39.7
No	52	19.5
Not Sure	109	40.8
Total	267	100.0

Q45. If there were dedicated pedestrian and cycle routes from Creigiau, through Pentyrch and Gwaelod Y Garth, to the Taff Trail, would your household use it?

	No.	%
Yes, commuting to work	60	18.5
Yes, recreational use	235	72.5
No	85	26.2
Total Respondents	324	-

Q46. If there were dedicated pedestrian and cycle routes from Talbot Green to Creigiau to Llandaff, would your household use it?

	No.	%
Yes, commuting to work	25	8.0
Yes, recreational use	165	52.5
No	146	46.5
Total Respondents	314	-

Refuse / Recycling / Energy-Saving Initiatives

Q47. Are the current recycling and waste collections provided by Cardiff Council adequate?

	No.	%
Yes	236	71.7
No	93	28.3
Total	329	100.0

Q48. Would you like communal recycling bins (textiles / plastics etc. to be located in the PCC area?

	No.	%
Yes	187	58.3
No	134	41.7
Total	321	100.0

Q49. Is dog fouling on pavements and public highways a problem in your area?

	No.	%
Yes	180	54.4
No	151	45.6
Total	331	100.0

Q50. Would you be willing to pay a small increase in your precept (the amount of money paid to PCC as part of your council tax) for more dog waste bins to be bought and emptied?

	No.	%
Yes	137	41.6
No	192	58.4
Total	329	100.0

Q51. Would you be willing to pay a small increase in the PCC precept for additional services such as litter collection or grass cutting, if Cardiff Council can no longer provide them?

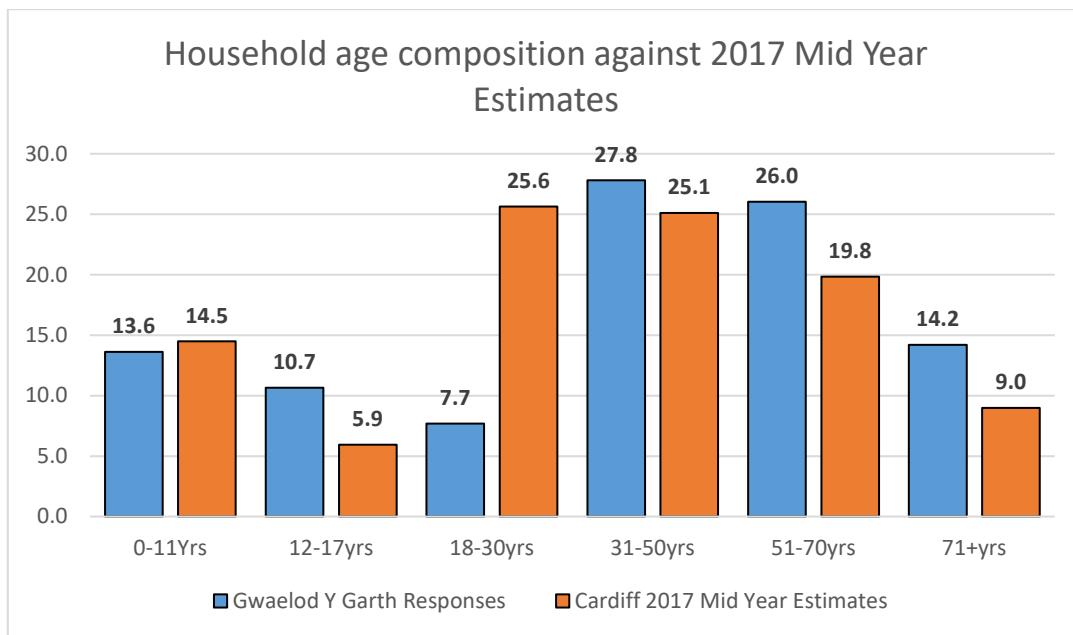
	No.	%
Yes	174	53.2
No	153	46.8
Total	327	100.0

Gwaelod Y Garth – 72 Responses

Q2. What is the preferred language in your household?

	No.	%
English	62	91.2
Welsh	6	8.8
Other	0	0.0
Total	68	100.0

Q3. Please enter the age for each person in your household in the appropriate age category.



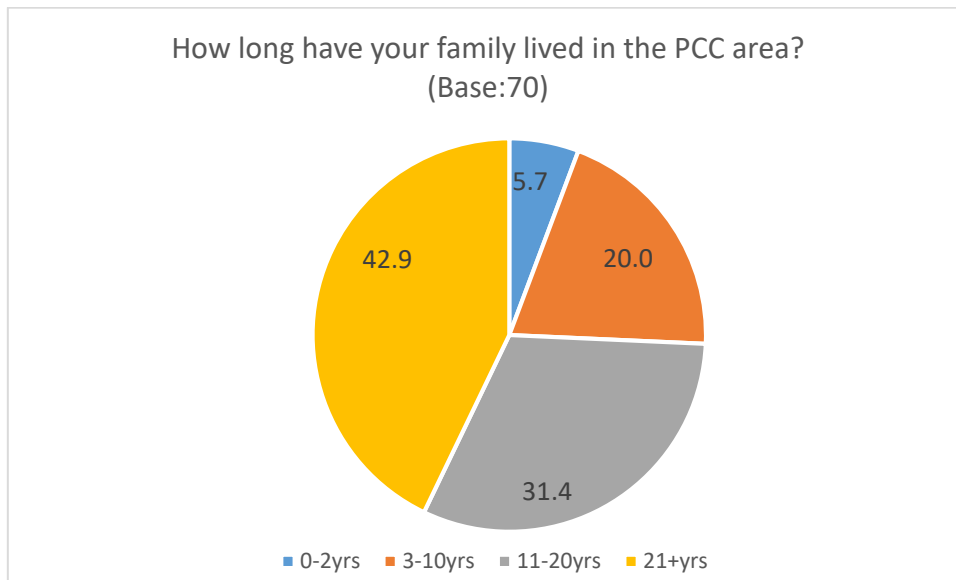
Q4. Does anyone in your household have any additional needs?

	No.	%
Mobility difficulties	7	53.8
Hearing impairment	5	38.5
Mental health difficulties	4	30.8
Visual impairment	3	23.1
Other	1	7.7
Total Respondents	13	-

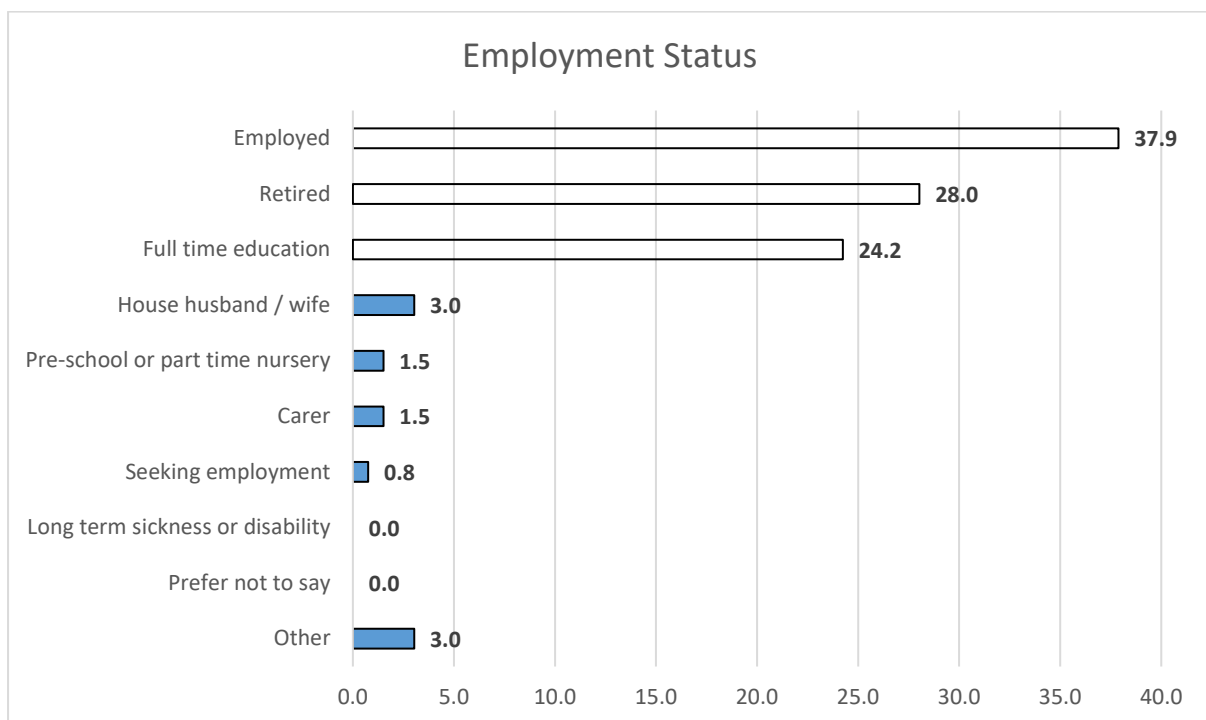
Q5. Are there enough facilities in the PCC area to meet the needs of residents with additional needs?

	No.	%
Yes	4	6.8
No	7	11.9
Not sure	48	81.4
Total	59	100.0

Q6. How long have your family lived in the PCC area?



Q7. Please provide the occupational status for each person in your household?



Pentyrch Community Council

Q8. Do you know who the Pentyrch Community Councillors for your village are?

	No.	%
Yes	28	40.0
No	42	60.0
Total	70	100.0

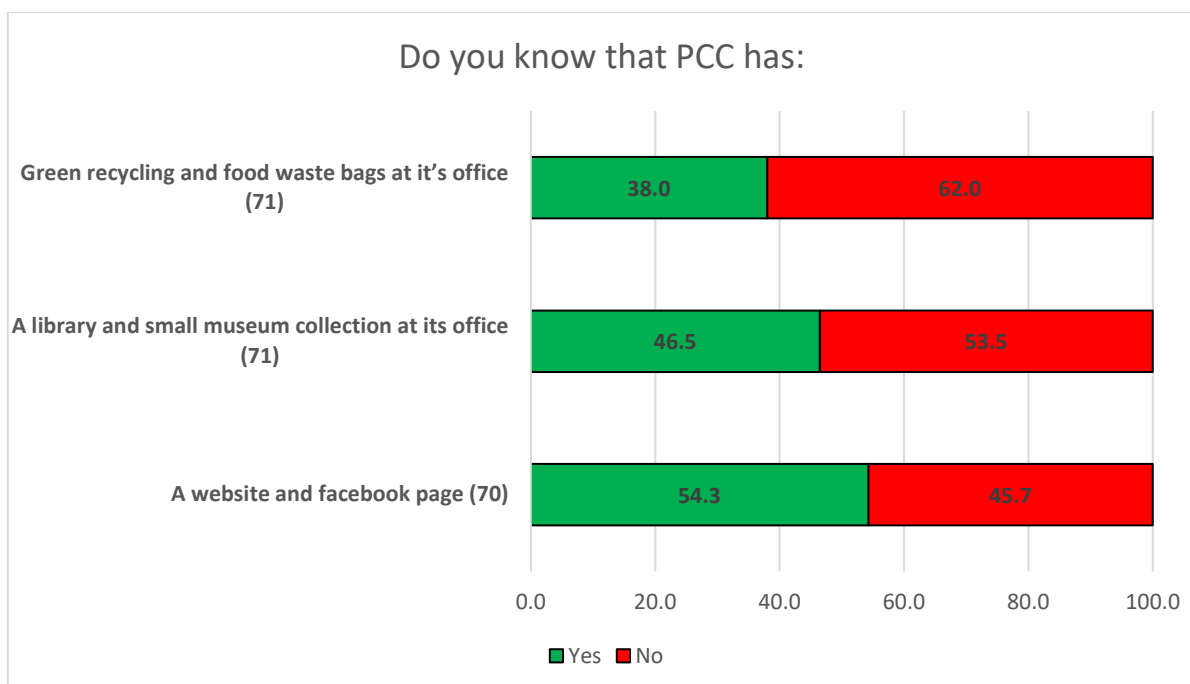
Q9. Do you know where the PCC office is?

	No.	%
Yes	27	37.5
No	45	62.5
Total	72	100.0

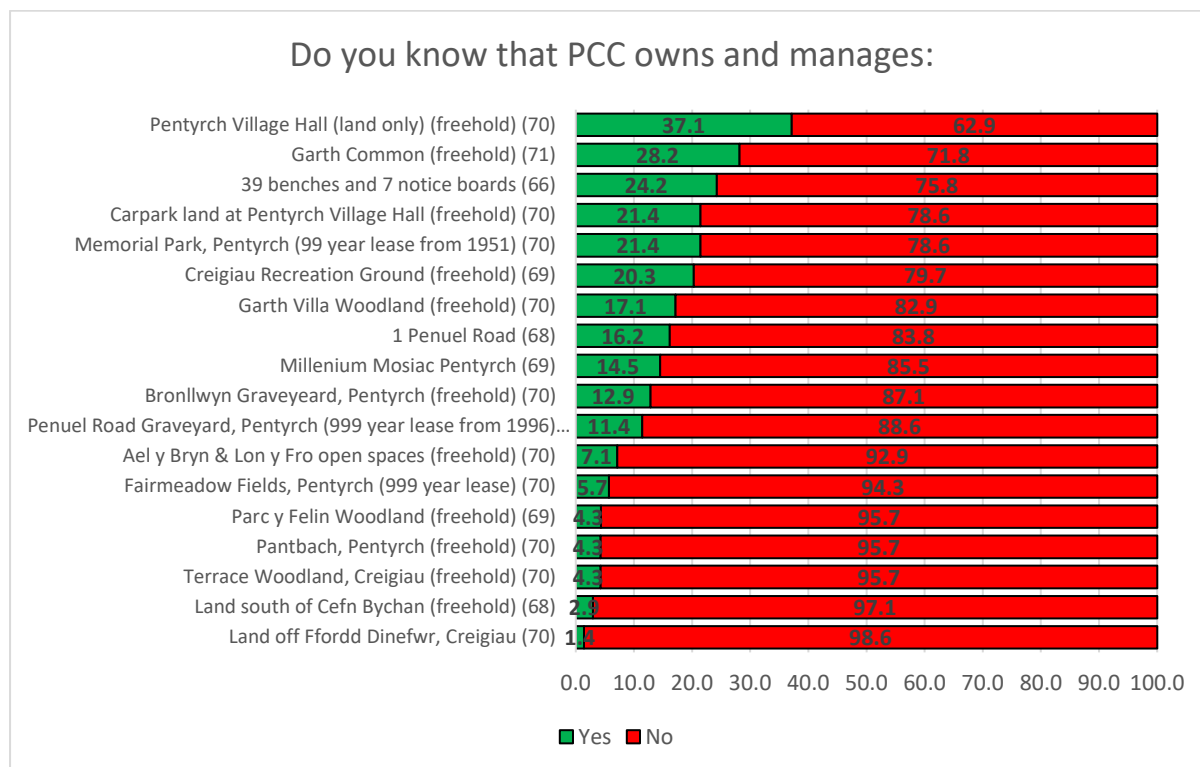
Q10. Have you ever visited the PCC offices?

	No.	%
Yes	9	12.5
No	63	87.5
Total	72	100.0

Q11. Do you know that PCC has:



Q12. Do you know that PCC owns and manages:



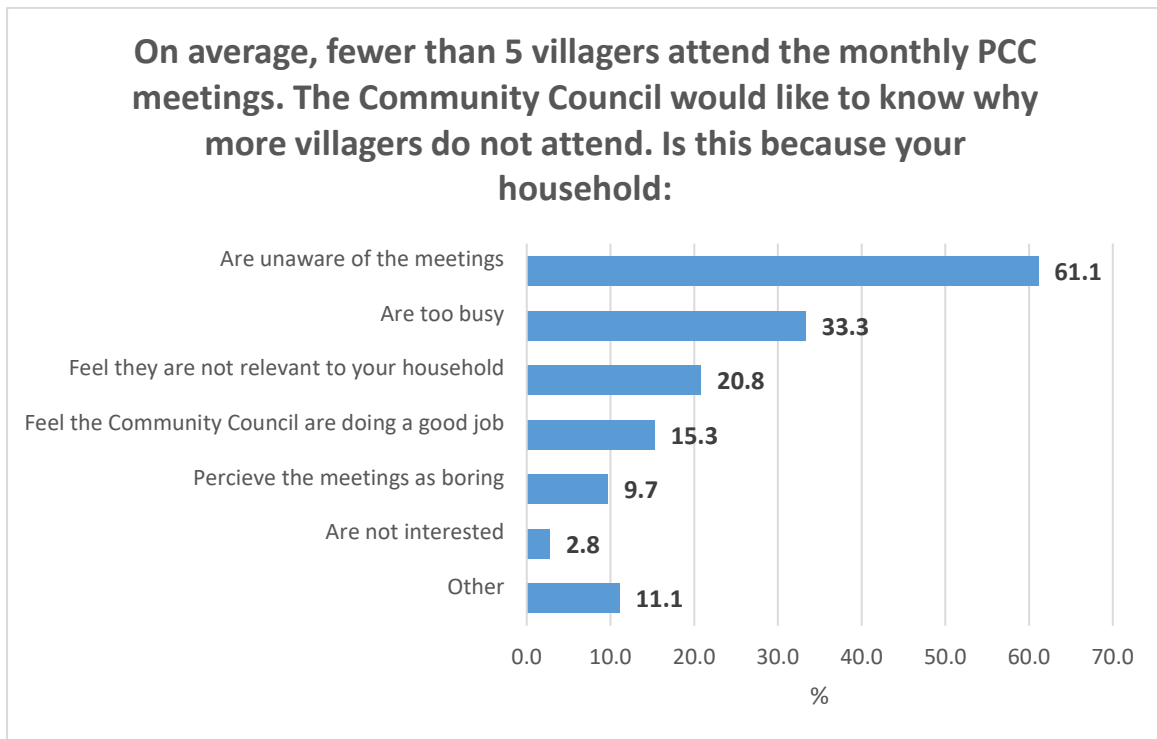
Q13. Are you aware of how PCC reaches its decisions?

	No.	%
Yes	17	23.6
No	55	76.4
Total	72	100.0

Q14. If you needed to contact PCC, which of the following forms of communication would you prefer to use?

	No.	%
Email	49	69.0
Telephone	30	42.3
In Person	17	23.9
Letter	13	18.3
Facebook	14	19.7
Twitter	2	2.8
Other	0	0.0
Total Respondents	71	-

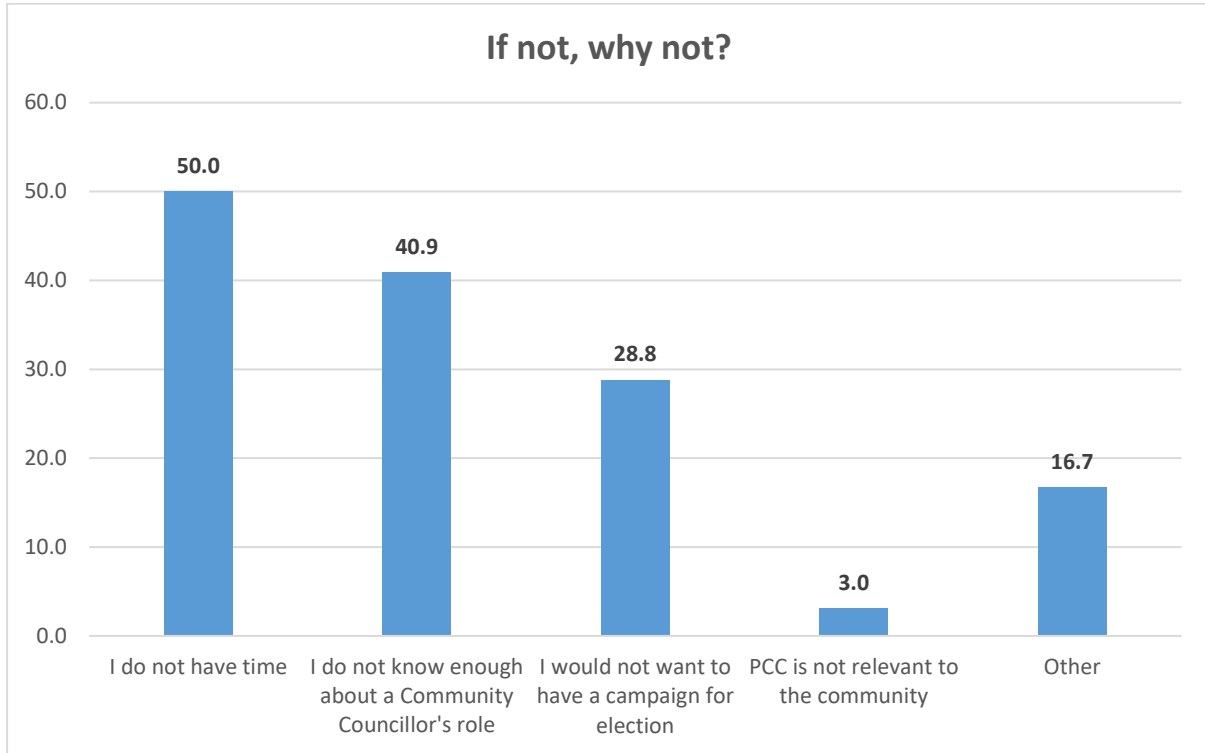
Q15. On average, fewer than 5 villagers attend the monthly PCC meetings. The Community Council would like to know why more villagers do not attend.



Q16. Would you consider standing for election for PCC?

	No.	%
Yes	0	0.0
No	72	100.0
Total	72	100.0

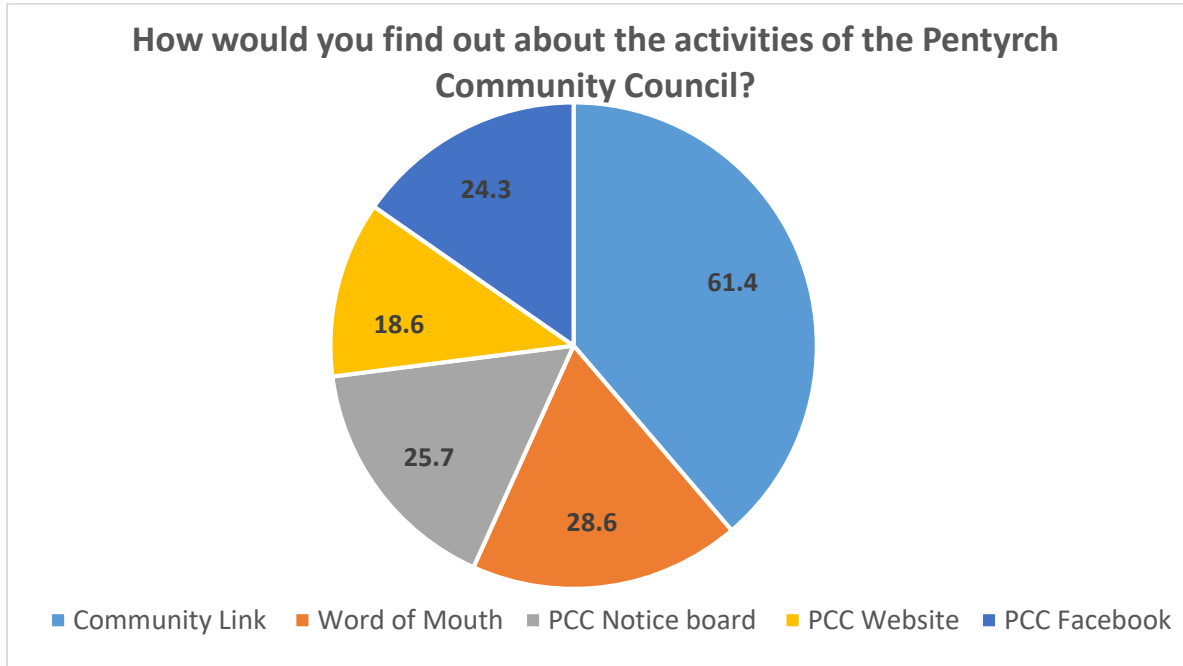
If not, why not?



Q17. Do you think the PCC does enough to keep residents aware of its activities?

	No.	%
Yes	30	43.5
No	39	56.5
Total	69	100.0

Q18. How would you find out about activities of the Pentyrch Community Council?



Q21. Do you know who the Community Councillor for your village is?

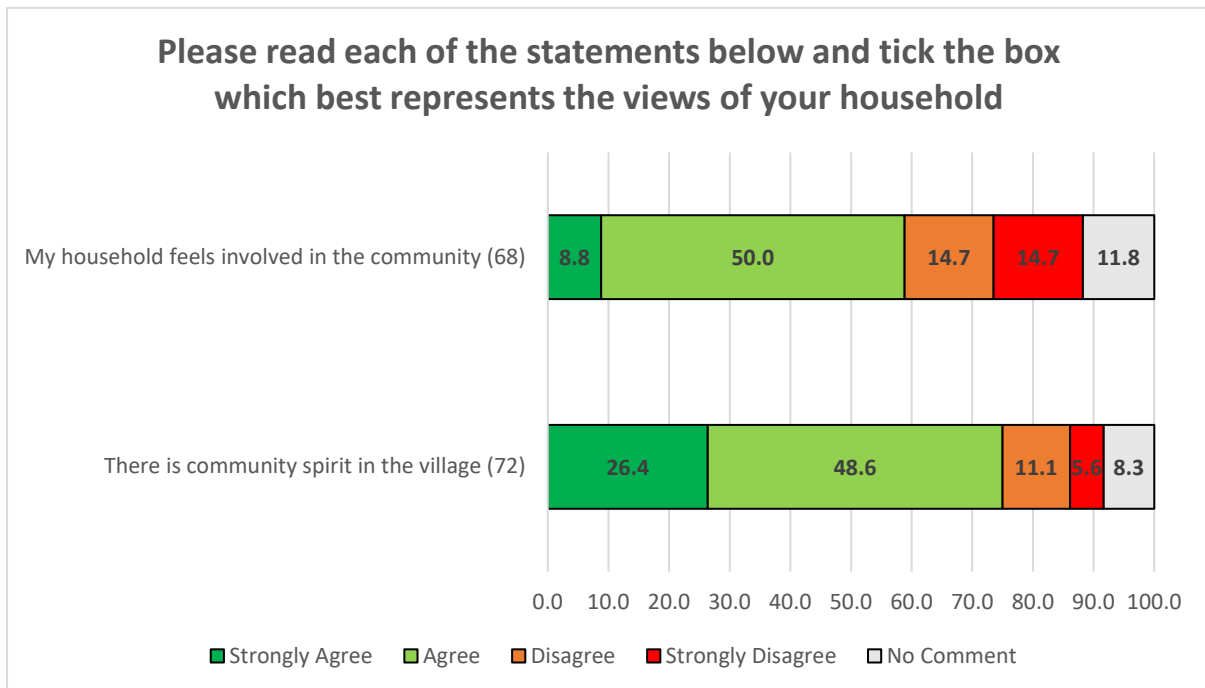
	No.	%
Yes	37	52.1
No	34	47.9
Total	71	100.0

The Wider Community

Q22. How does your household find out what is happening in the community?

	No.	%
Community Link	53	74.6
Word of Mouth	29	40.8
We Love Gwaelod Facebook	21	29.6
Notice Boards	16	22.5
Schools	9	12.7
PCC Facebook	8	11.3
PCC Website	5	7.0
Cardiff CC Website	5	7.0
In Cardiff Magazine	3	4.2
Neighbourhood Watch	2	2.8
Twitter	1	1.4
Save Creigiau Facebook	0	0.0
PACT Meetings	0	0.0
Other	7	9.9
Total Respondents	71	-

Q24. Please read each of the statements below and tick the box which best represents the views of your household

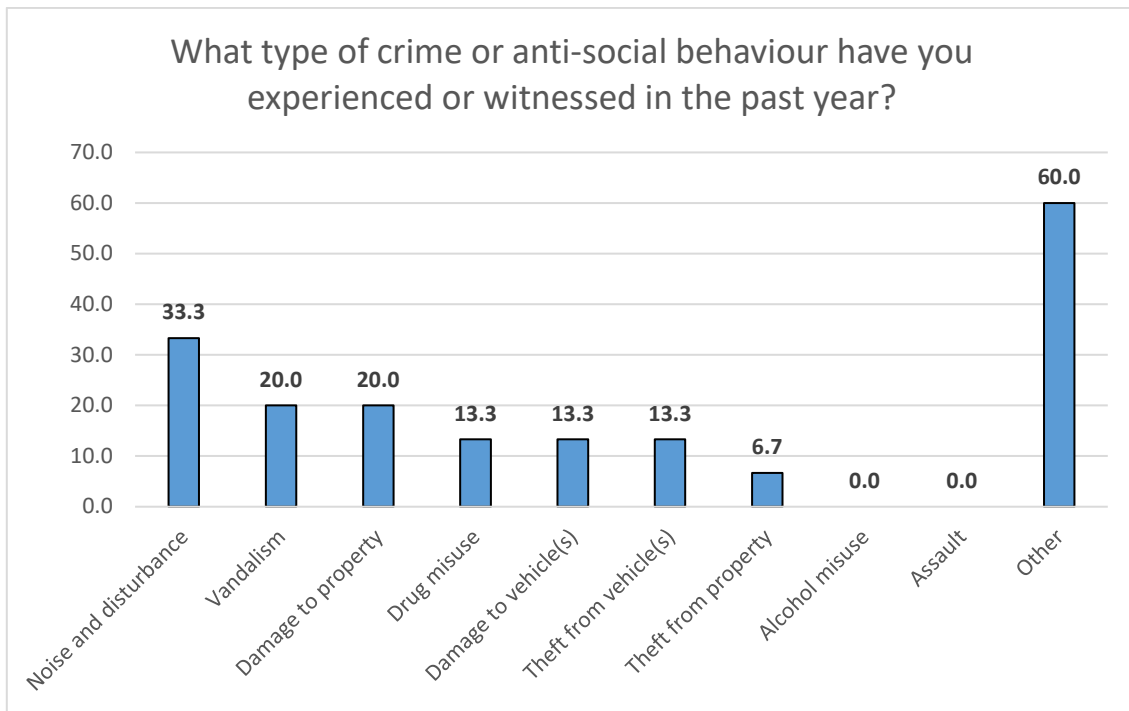


Crime / Vandalism / Anti-Social Behaviour

Q25. Have you ever experienced or witnessed any crime or anti-social behaviour in your community over the past year?

	No.	%
Yes	15	20.8
No	57	79.2
Total	72	100.0

Q26. What type of crime or anti-social behaviour have you experienced or witnessed in the past year?



Q27. Did you report the crime or anti-social behaviour?

	No.	%
Yes	5	33.3
No	10	66.7
Total	15	100.0

Q28. Do you feel safe walking around your village during the day?

	Gwaelod Respondents		Ask Cardiff 2017	
	No.	%	No.	%
Yes	72	100.0	5,187	95.5
No	0	0.0	245	4.5
Total	72	100.0	5,432	100.0

Q29. Do you feel safe walking around your village after dark?

	Gwaelod Respondents		Ask Cardiff 2017	
	No.	%	No.	%
Yes	62	87.3	3,628	66.9
No	9	12.7	1,792	33.1
Total	71	100.0	5,420	100.0

Q30. Do you feel safe in your own home during the day?

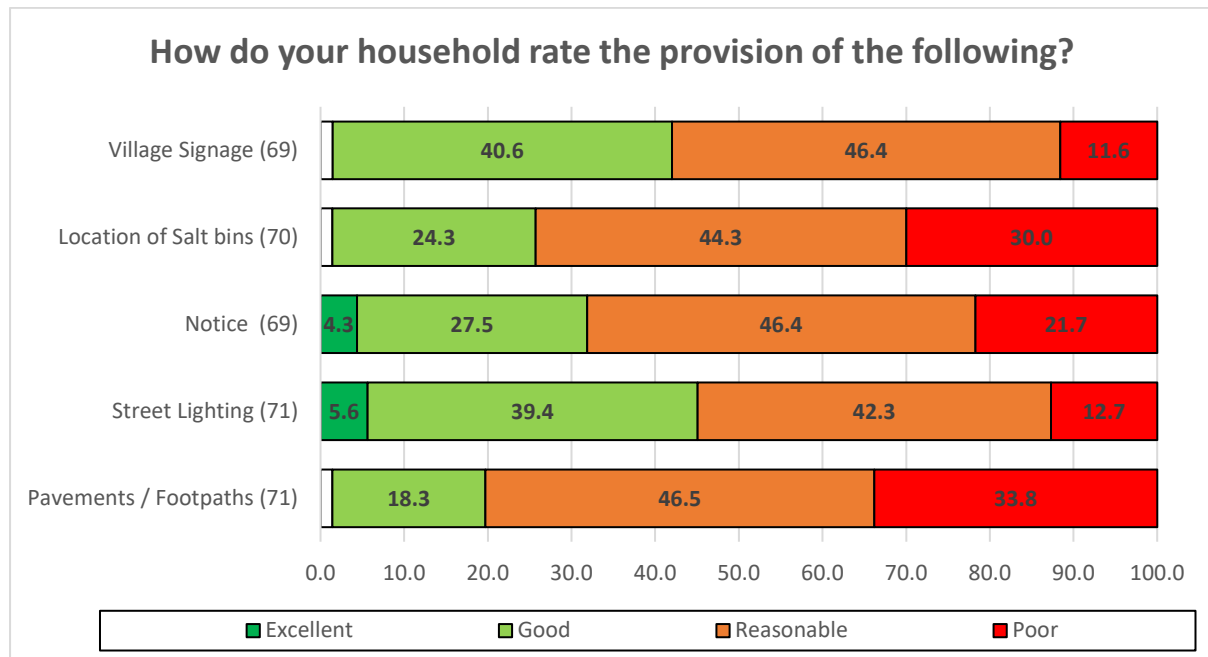
	Gwaelod Respondents		Ask Cardiff 2017	
	No.	%	No.	%
Yes	71	98.6	5328	98.0
No	1	1.4	108	2.0
Total	72	100.0	5,436	100.0

Q31. Do you feel safe in your own home after dark?

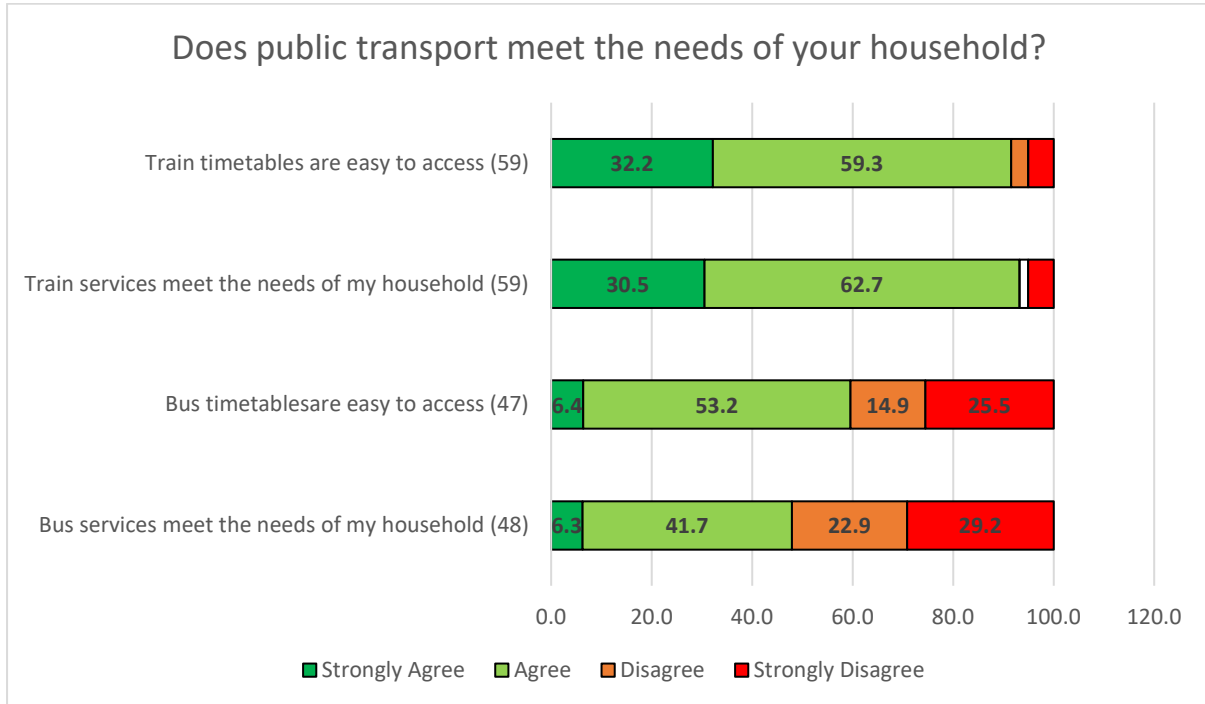
	Gwaelod Respondents		Ask Cardiff 2017	
	No.	%	No.	%
Yes	71	98.6	4,786	88.2
No	1	1.4	643	11.8
Total	72	100.0	5,429	100.0

Transport / Traffic

Q33. How do your household rate the provision of the following?



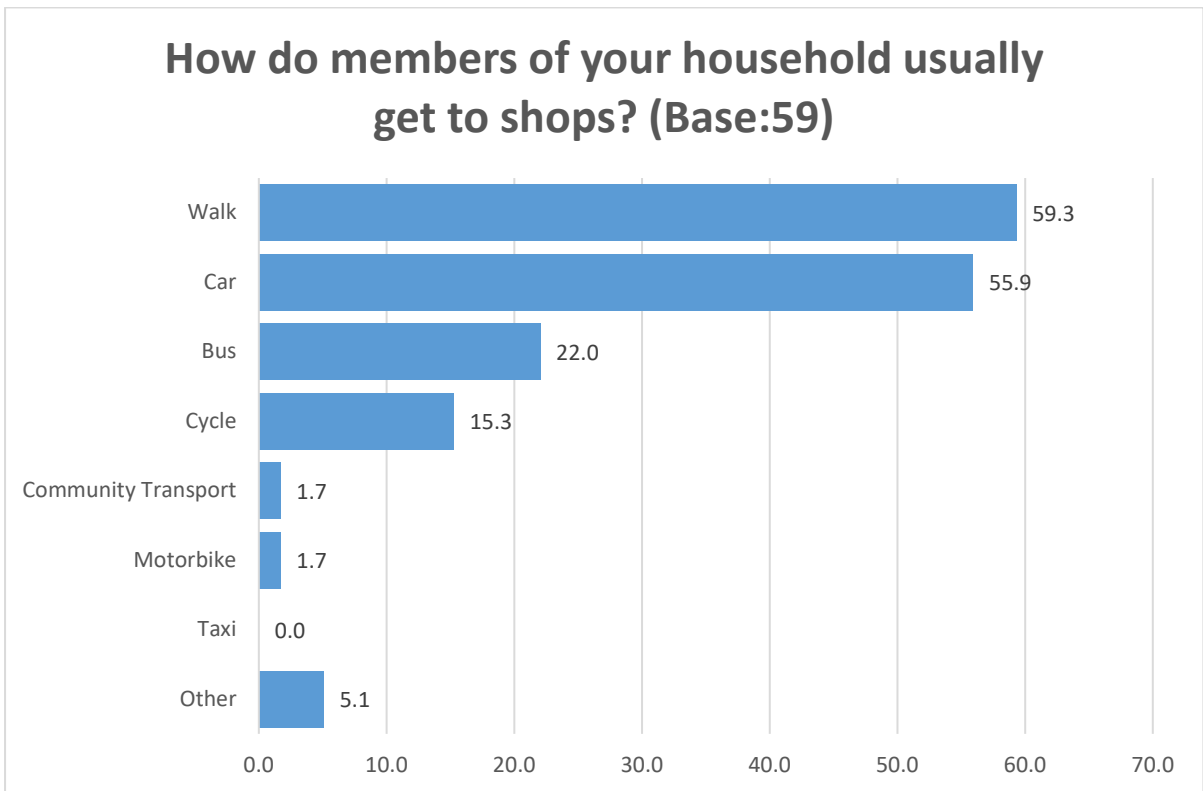
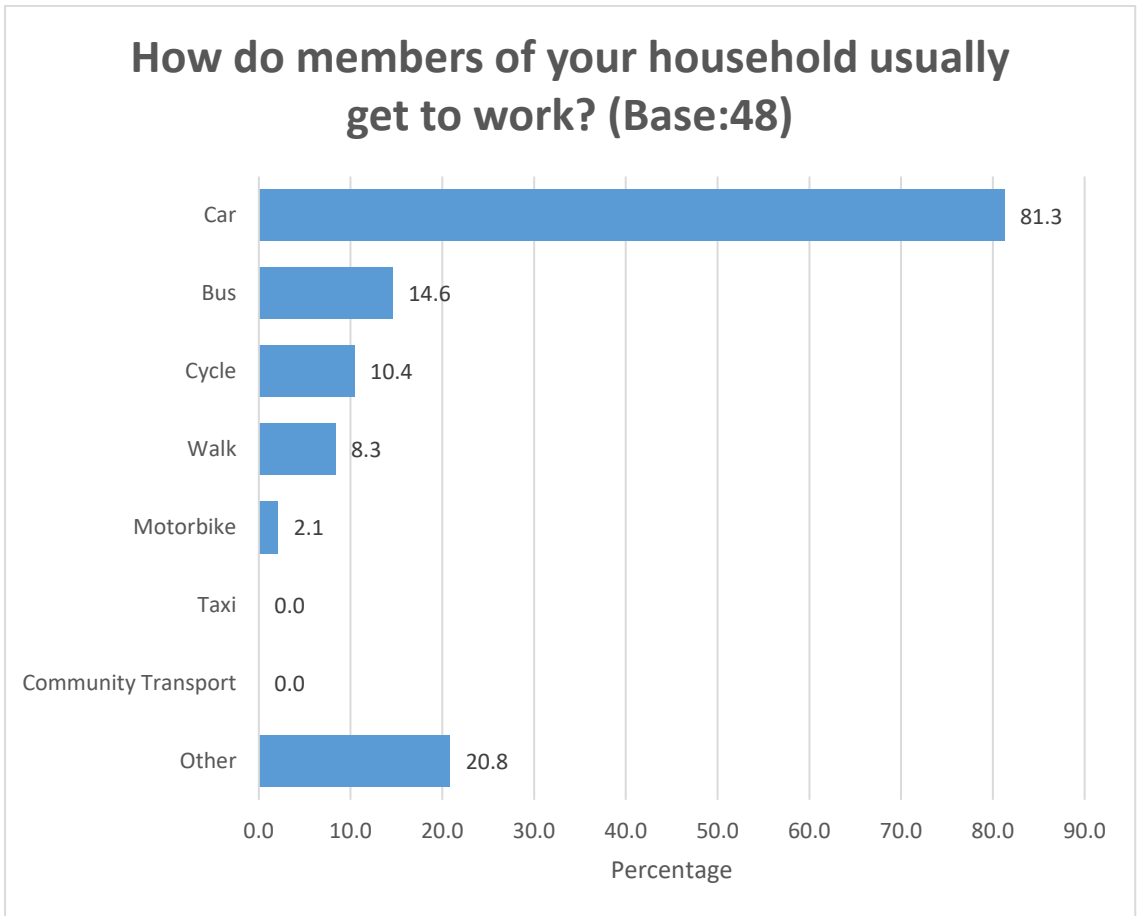
Q34. Does public transport meet the needs of your household?



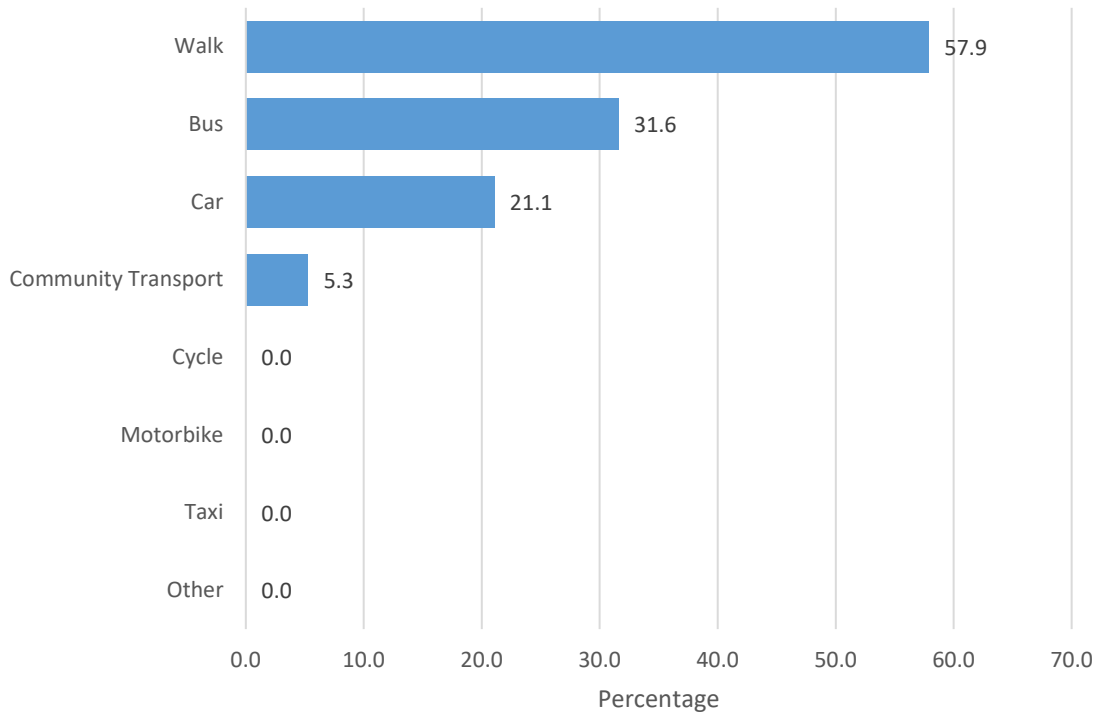
Q35. Should Gwaelod Y Garth, Creigiau and Pentyrch be able to use Rover Tickets 7 days / week and all tickets be at the same price as Cardiff Bus?

	No.	%
Yes	39	97.5
No	1	2.5
Total	40	100.0

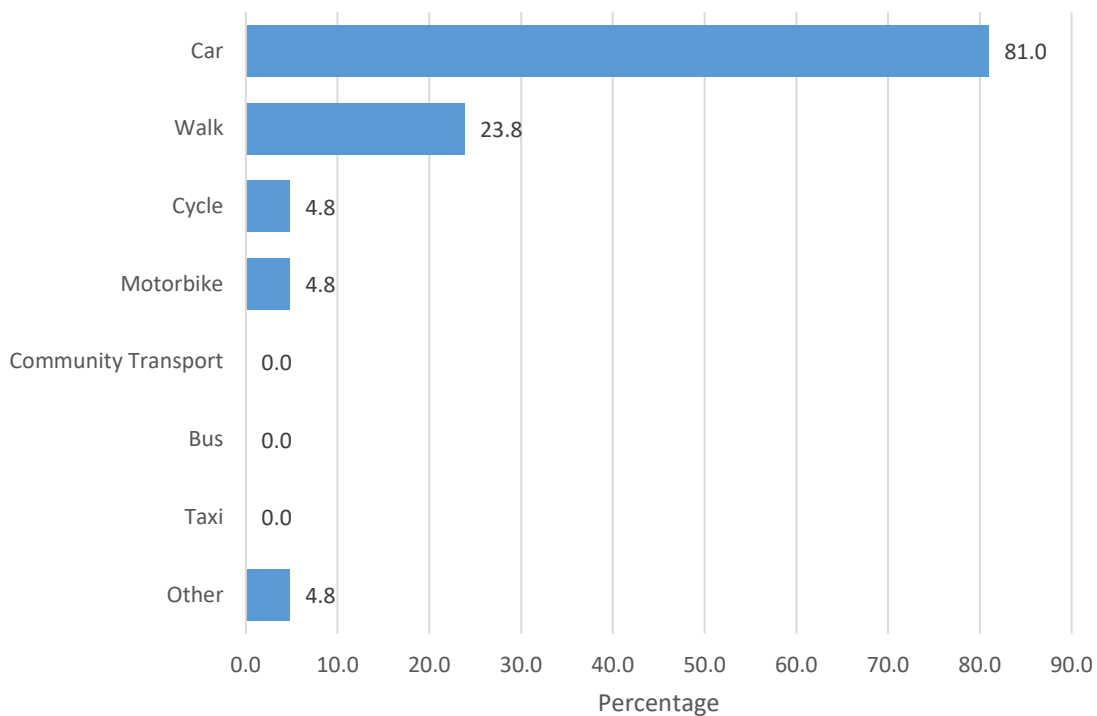
Q36. How do members of your household usually get to work, shops or access medical services?



How do members of your household usually get to school? (Base:19)



How do members of your household usually get to medical services? (Base:21)



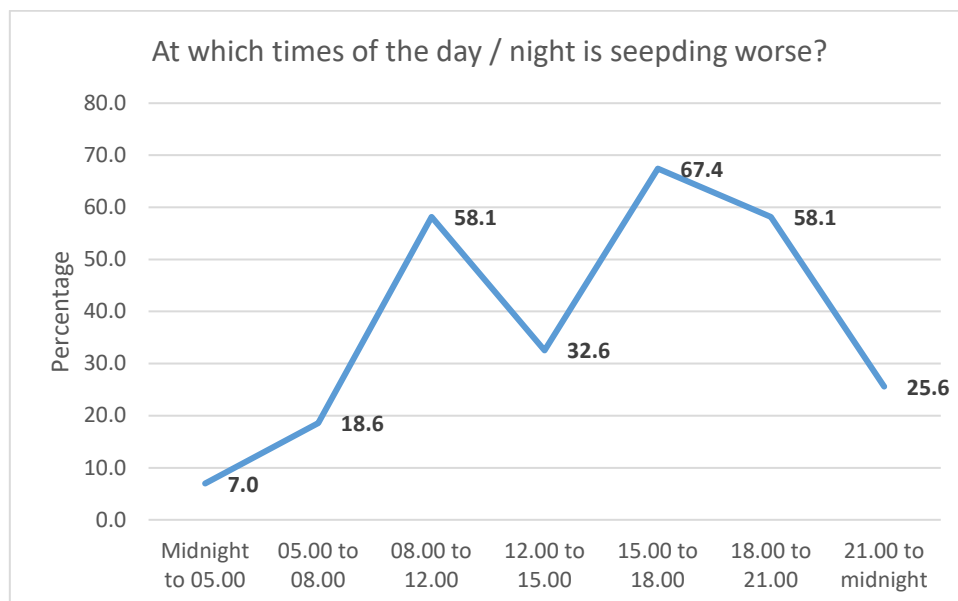
Q37. Is speeding traffic a problem in the community area?

	No.	%
Yes	50	73.5
No	18	26.5
Total	68	100.0

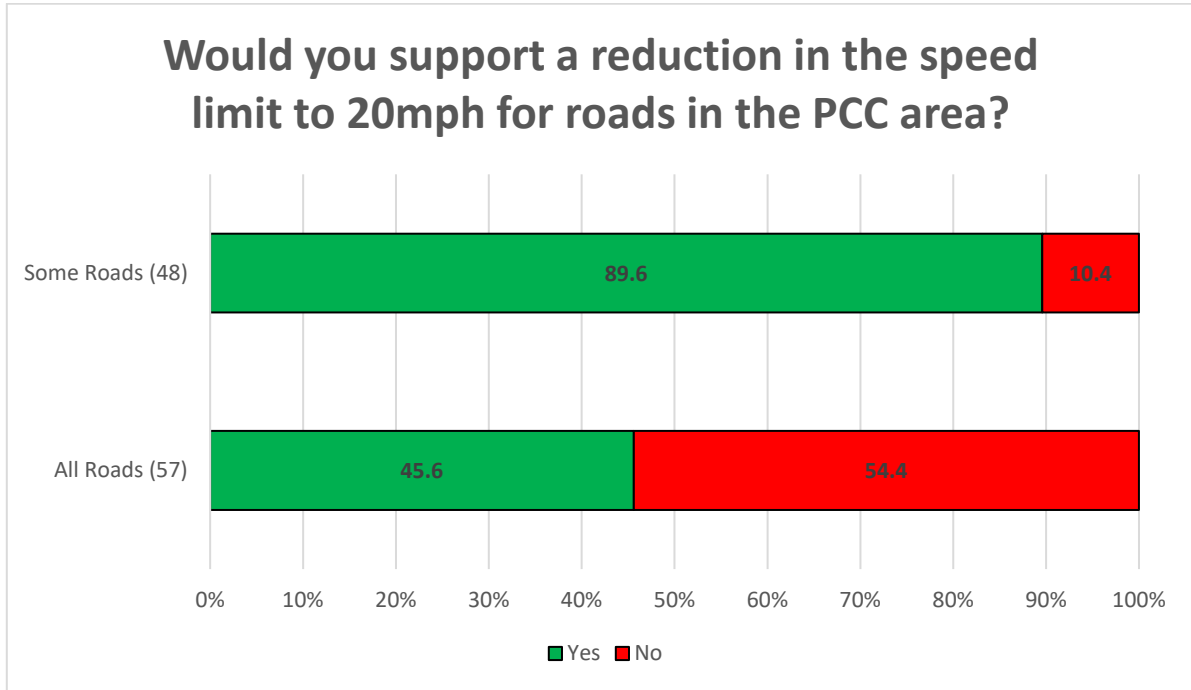
If yes, where does it mainly occur?

	No.	%
Cardiff Road, Creigiau	0	0.0
Tynant Road, Creigiau	1	2.0
Llantrisant Road, Creigiau	0	0.0
Heol Pant Y Gored, Creigiau	0	0.0
Bronllwyn, Pentyrch	0	0.0
Church Road, Pentyrch	0	0.0
Heol Y Pentre, Pentyrch	0	0.0
Heol Goch, Gwaelod Y Garth / Pentyrch	16	32.0
Heol Pant Y Gored, Pentyrch	1	2.0
Lon y Fro, Pentyrch	0	0.0
Bronhaul, Pentyrch	0	0.0
Main Road, Gwaelod Y Garth	40	80.0
Heol Berry, Gwaelod Y Garth	12	24.0
Other (please specify)	4	8.0
Total Respondents	50	-

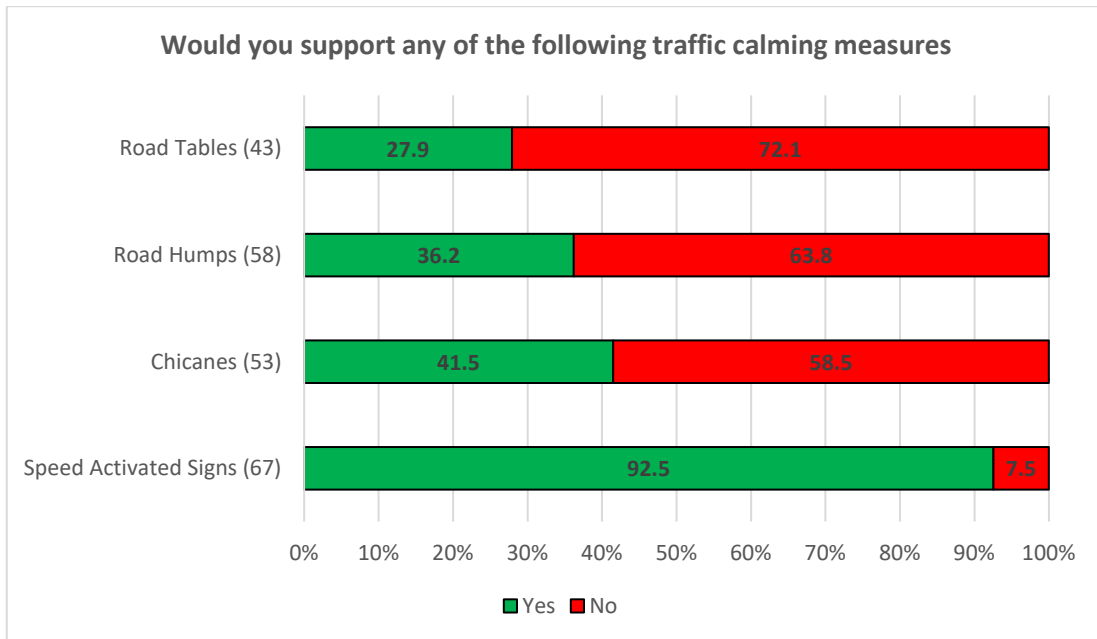
Q38. At which times of the day / night is speeding worse?



Q39. Would you support a reduction in the speed limit to 20mph for roads in the PCC area?



Q40. Would you support any of the following traffic calming measures?



Q41. As a pedestrian, cyclist or horse rider, do you feel safe on the village roads?

	No.	%
Yes	24	44.4
No	30	55.6
Total	54	100.0

Q42. Are there locations in our community that would benefit from safer crossing points for pedestrians?

	No.	%
Yes	22	31.9
No	14	20.3
Don't Know	33	47.8
Total	69	100.0

Recreation and Leisure Facilities

Q43. Should extra space in the PCC area be allocated to outdoor sporting and recreation activities?

	No.	%
Yes	16	27.6
No	10	17.2
Not Sure	32	55.2
Total	58	100.0

Q45. If there were dedicated pedestrian and cycle routes from Creigiau, through Pentyrch and Gwaelod Y Garth, to the Taff Trail, would your household use it?

	No.	%
Yes, commuting to work	18	26.1
Yes, recreational use	57	82.6
No	13	18.8
Total Respondents	69	-

Q46. If there were dedicated pedestrian and cycle routes from Talbot Green to Creigiau to Llandaff, would your household use it?

	No.	%
Yes, commuting to work	2	3.2
Yes, recreational use	28	44.4
No	34	54.0
Total Respondents	63	-

Refuse / Recycling / Energy-Saving Initiatives

Q47. Are the current recycling and waste collections provided by Cardiff Council adequate?

	No.	%
Yes	55	78.6
No	15	21.4
Total	70	100.0

Q48. Would you like communal recycling bins (textiles / plastics etc. to be located in the PCC area?

	No.	%
Yes	30	45.5
No	36	54.5
Total	66	100.0

Q49. Is dog fouling on pavements and public highways a problem in your area?

	No.	%
Yes	36	52.9
No	32	47.1
Total	68	100.0

Q50. Would you be willing to pay a small increase in your precept (the amount of money paid to PCC as part of your council tax) for more dog waste bins to be bought and emptied?

	No.	%
Yes	30	44.1
No	38	55.9
Total	68	100.0

Q51. Would you be willing to pay a small increase in the PCC precept for additional services such as litter collection or grass cutting, if Cardiff Council can no longer provide them?

	No.	%
Yes	29	42.6
No	39	57.4
Total	68	100.0